



ULUSAN[®]
aluminium profiles technology

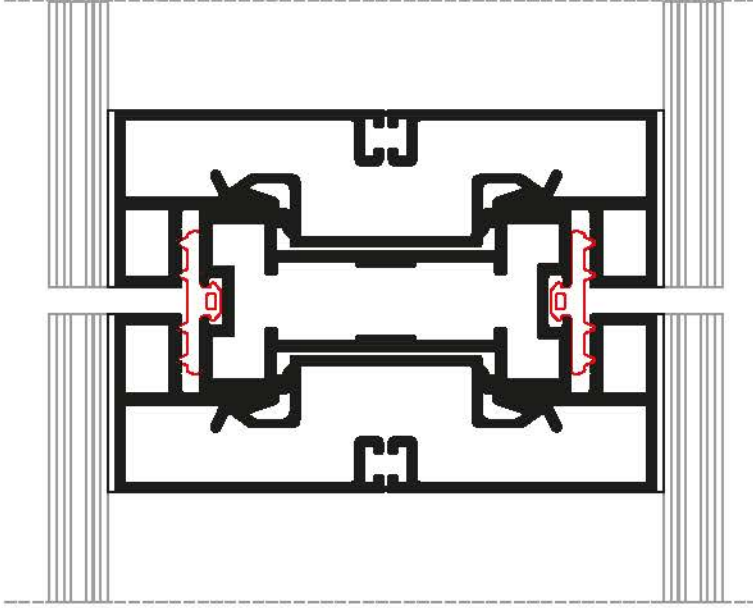


ARWIS OFIS BÖLME SİSTEMİ

OCS 90



OCS90



TEKNİK ÖZELLİKLER / TECHNICAL PROPERTIES

SİSTEM DERİNLİĞİ / DEPTH OF SYSTEM	90mm
SİSTEM YÜKSEKLİĞİ / HEIGHT OF SYSTEM	52mm
CAM KALINLIKLARI / GLASS THICKNESS	6 / 8mm

KULLANIM SEÇENEKLERİ / APPLICATION ALTERNATIVES

ÇİFT CAMLI OFİS BÖLME SİSTEMİ / DOUBLE GLAZED OFFICE PARTITION SYSTEM
AHŞAP KAPI ALTERNATİFİ / WOOD DOOR ALTERNATIVE
ÇERÇEVELİ CAM KAPI ALTERNATİFİ / GLASS DOOR WITH FRAME
CAM KAPI ALTERNATİFİ / GLASS DOOR WITH
T KÖŞE BİRLEŞİMİ / T CORNER CONNECTION
90° KÖŞE DÖNÜŞÜ / 90° CORNER TURN
ESTETİK CAM GÖRÜNÜM ALTERNATİFİ / AESTHETIC GLASS APPEARANCE ALTERNATIVE
ESTETİK ALÜMİNYUM ÇERÇEVE GÖRÜNÜM ALTERNATİFİ /

SİSTEM NUMARASI

90 OCS 1430

90 OCS 1435

90 OCS 1432

90 OCS 1436

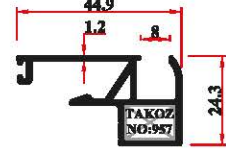
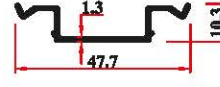
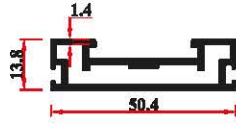
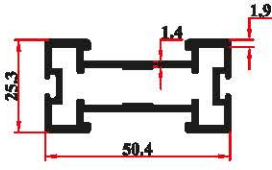
KALIP NUMARASI

1430

1435

1432

1436



AĞIRLIK:0,842 kg/mt

0,581 kg/mt

0,230 kg/mt

0,537 kg/mt

jx:9,638

jx:5,689

jx:1,647

jx:3,187

jy:2,128

jy:0,434

jy:1,154

jy:1,769

Dikme Profili

Yarı Dikme Profili

Soket Profili

Kanat Profili

SİSTEM NUMARASI

90 OCS 1431

90 OCS 1437

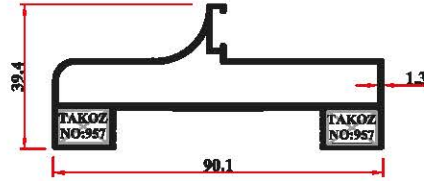
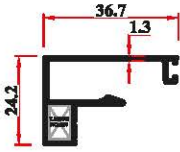
90 OCS 592

KALIP NUMARASI

1431

1437

592



AĞIRLIK:0,402 kg/mt

1,121 kg/mt

0,586 kg/mt

jx:2,226

jx:34,862

jx:4,27

jy:0,597

jy:3,670

jy:1,260

Kanat Profili

Ofis Kapı Profili

Kapı Kanat Profili

SİSTEM NUMARASI

90 OCS 1438

90 OCS 1439

90 OCS 1433

90 OCS 957

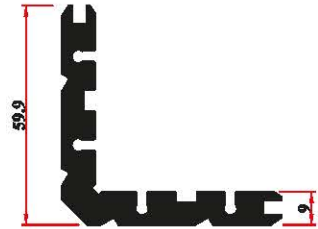
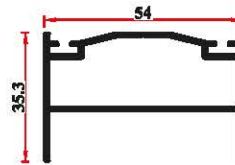
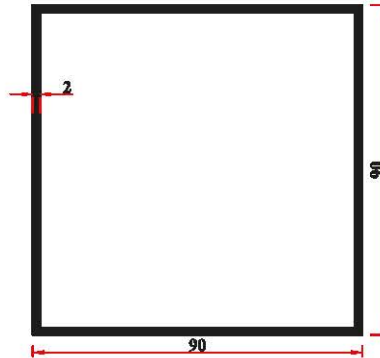
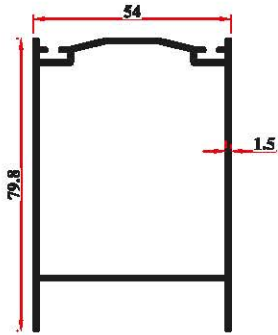
KALIP NUMARASI

1438

1439

1433

957



AĞIRLIK:1,072 kg/mt

1,901 kg/mt

0,713 kg/mt

2,114 kg/mt

jx:20,341

Jx : 90,90

jx:11,142

jy:28,523

Jy : 90,90

jy:2,622

Üst Etek Profili(Geniş)

Kasa Takoz Profili

Üst Etek Profili

Kanat Takozu

SİSTEM NUMARASI

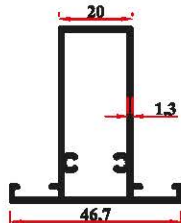
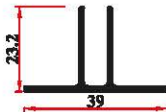
90 OCS 1434

90 OCS 8143

KALIP NUMARASI

1434

8143



AĞIRLIK:0,308 kg/mt

0,653 kg/mt

Orta Kayıt Takozu

Orta Kayıt Profili

SİSTEM NUMARASI

90 OCS 2054

90 OCS 823

90 OCS 808

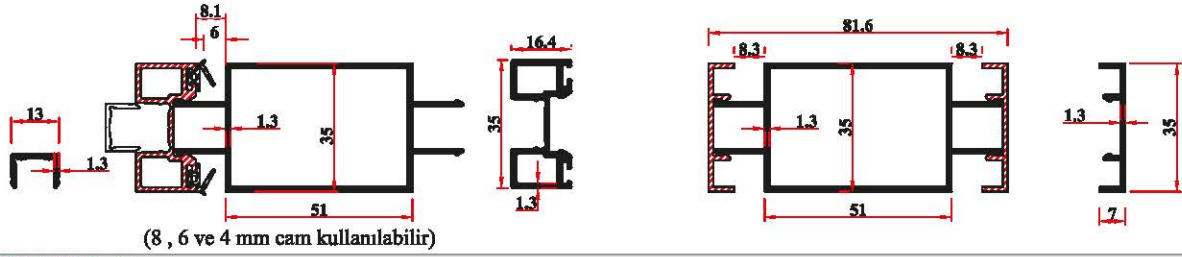
90 OCS 809

2054

823

808

809



(8 , 6 ve 4 mm cam kullanılabilir)

AĞIRLIK:0,090 kg/mt

0,427 kg/mt

0,756 kg/mt

0,198 kg/mt

Bordür Çıtası

Ofis Bölme Profili

Ofis Bölme Profili

Ofis Bölme Profili

SİSTEM NUMARASI

90 OCS 3355

90 OCS 3356

90 OCS 2474-2475

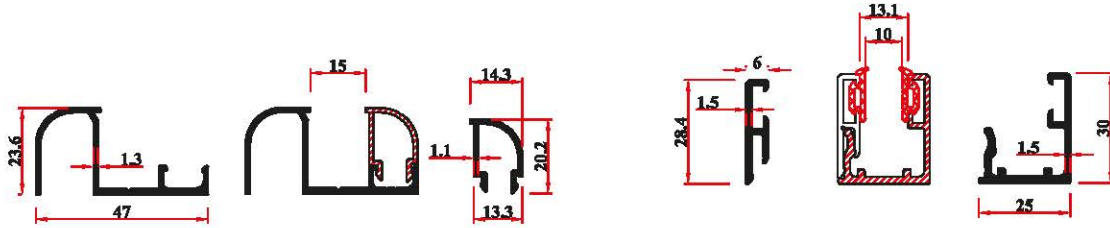
KALIP NUMARASI

3355

3356

2474

2475



AĞIRLIK:0,382 kg/mt

0,174 kg/mt

0,191 kg/mt

0,380 kg/mt

Ofis Bölme Profili

Ofis Bölme Profili

Ofis Bölme Profili

Ofis Bölme Profili

SİSTEM NUMARASI

90 OCS 7225

90 OCS 7225

7225

7226




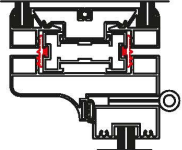

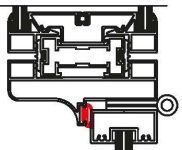


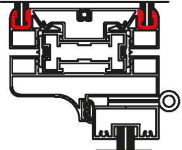
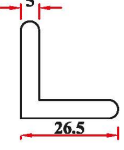
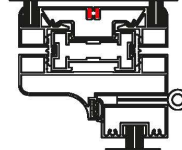

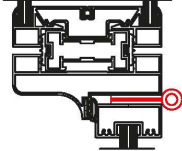

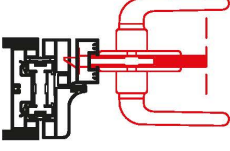

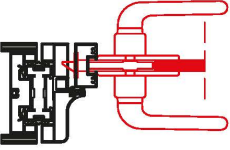

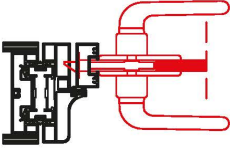

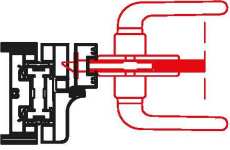

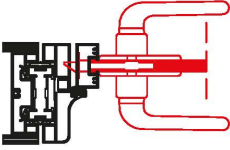

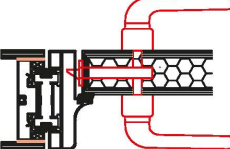

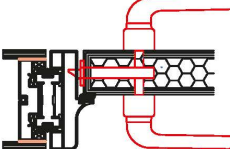

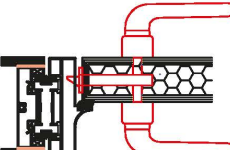

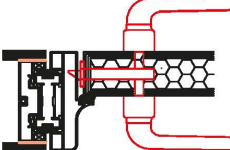

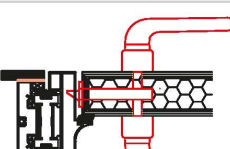

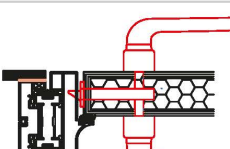

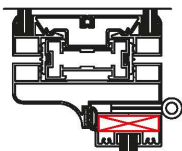
AĞIRLIK:0,359 kg/mt

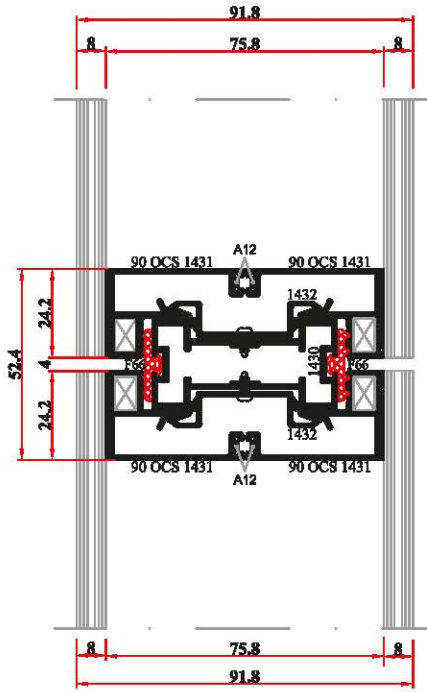
0,157 kg/mt

Ofis Bölme Profili

Çıta Profili

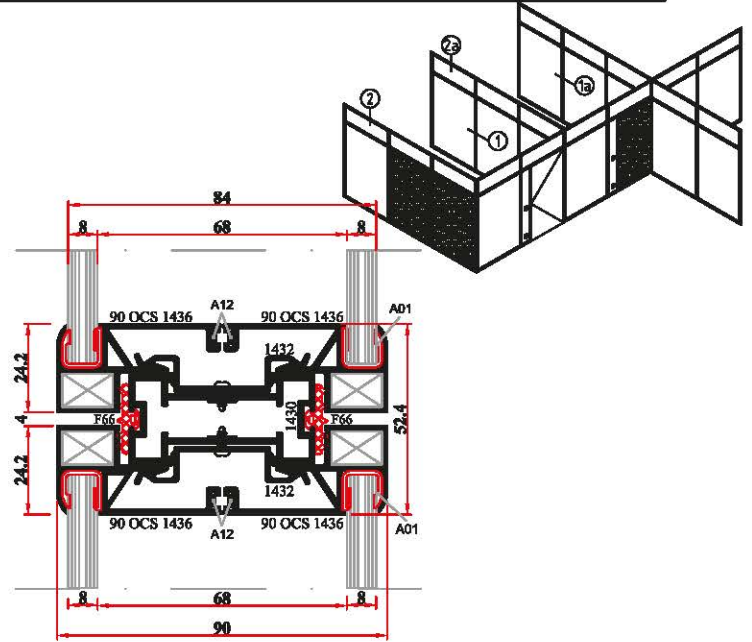
	KULLANILAN PROFİL NO	KÖŞE TAKOZ KALIB NO	KÖŞE TAKOZ PROFİL NO	KESİM ÖLÇÜSÜ (L)	KÖŞE TAKOZ KESİM NO	AKSESUAR NO
	90 OCS 1436	957	90 OCS 957	13,8 MM	TK-957-13,8	-
	90 OCS 1431	957	90 OCS 957	5,7 MM	TK-957-5,7	-
	90 OCS 1437	957	90 OCS 957	13,8 MM	TK-957-13,8	-
	90 OCS 592	957	90 OCS 957	36,6 MM	TK-957-36,6	90 OCS A40

AKSESUAR KODU	AKSESUAR RESMİ	KULLANILDIĞI YER	AKSESUAR KODU	AKSESUAR RESMİ	KULLANILDIĞI YER
90 OCS F66 İÇ CAM FİTİLİ USN 66 1 Kolide 205 m / 12 kg			90 OCS F21 Cam Çıtası İzolasyon FİİLİ USN 21 1 Kolide 10 kg/178 m		
90 OCS F66-1 İÇ CAM FİTİLİ					
90 OCS A01 CAM ALTI PLASTİĞİ 1 Boy 6 Metre			90 OCS A12 Köşe Çavuşu		
90 OCS A24 YAPRAK MENTEŞE			90 OCS A19 KAPI KOLU VE KİLİT MEKANİZMASI		
90 OCS A19-1 KAPI KOLU VE KİLİT MEKANİZMASI			90 OCS A19-2 KAPI KOLU VE KİLİT MEKANİZMASI		
90 OCS A19-3 KAPI KOLU VE KİLİT MEKANİZMASI			90 OCS A19-4 KAPI KOLU VE KİLİT MEKANİZMASI		
90 OCS A19-5 KAPI KOLU VE KİLİT MEKANİZMASI			90 OCS A18 AHSAP KAPI KOLU KİLİT MEKANİZMASI (70 MM DİL)		
90 OCS A18-1 AHSAP KAPI KOLU KİLİT MEKANİZMASI (70 MM DİL)			90 OCS A18-2 AHSAP KAPI KOLU KİLİT MEKANİZMASI (70 MM DİL)		
90 OCS A18-3 AHSAP KAPI KOLU KİLİT MEKANİZMASI (70 MM DİL)			90 OCS A18-4 AHSAP KAPI KOLU KİLİT MEKANİZMASI (70 MM DİL)		
90 OCS A40 KÖŞE TAKOZU KANAT					



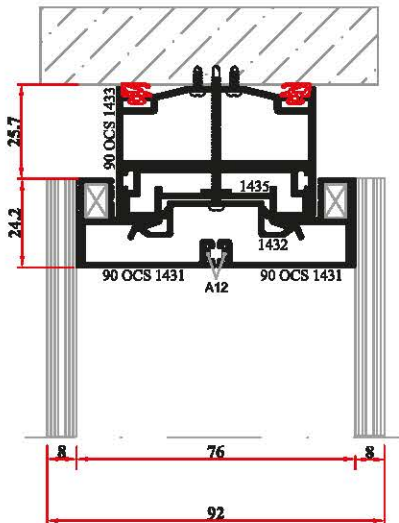
1 NOLU DETAY

ÖLÇEK:1/2



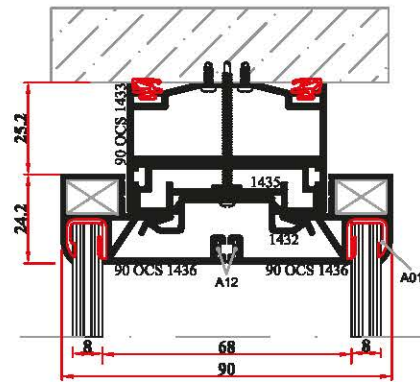
1A NOLU DETAY

ÖLÇEK:1/2



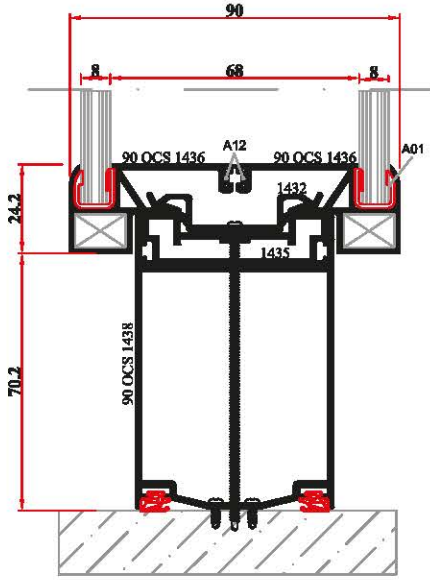
2 NOLU DETAY

ÖLÇEK:1/2



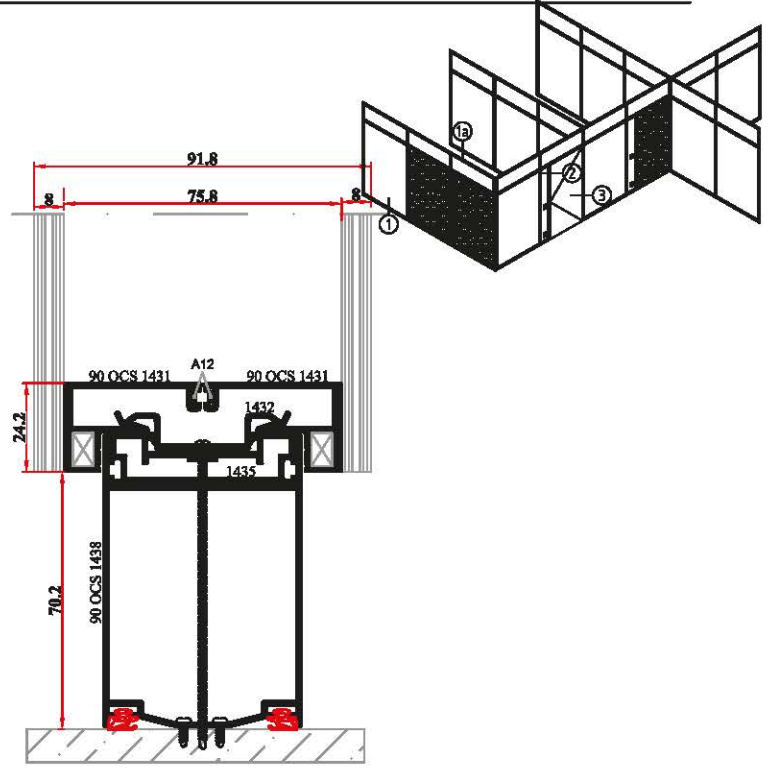
2a NOLU DETAY

ÖLÇEK:1/2



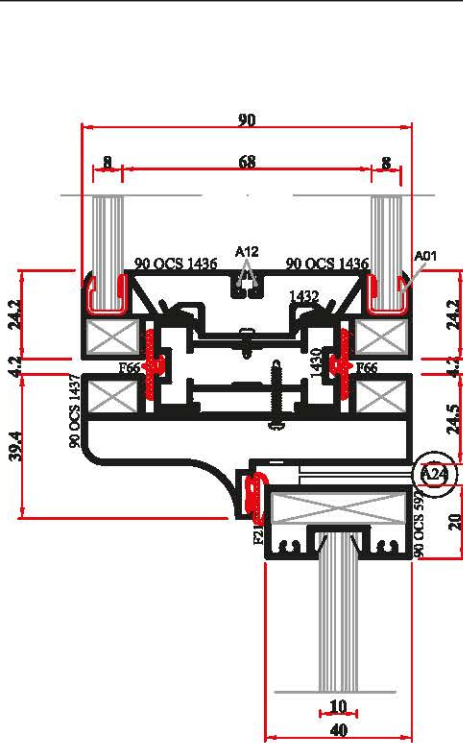
1 NOLU DETAY

ÖLÇEK:1/2



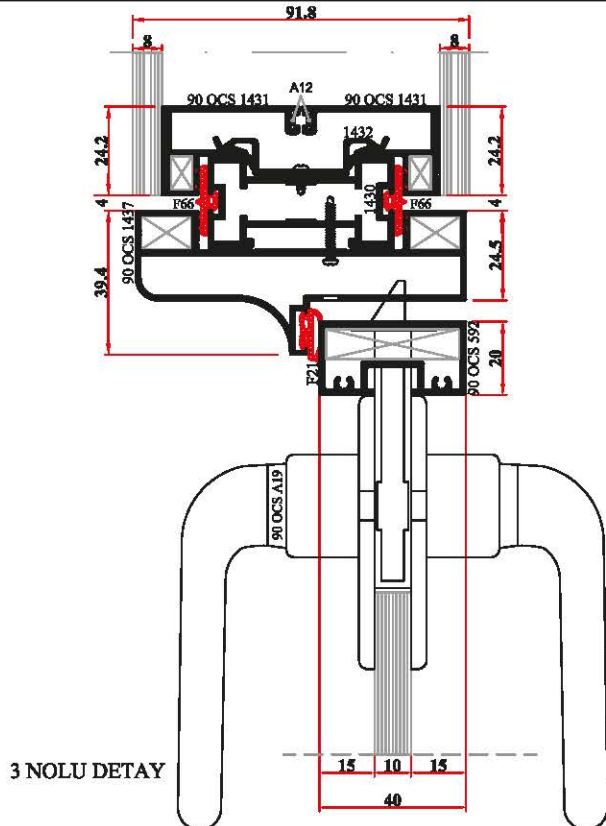
1A NOLU DETAY

ÖLÇEK:1/2



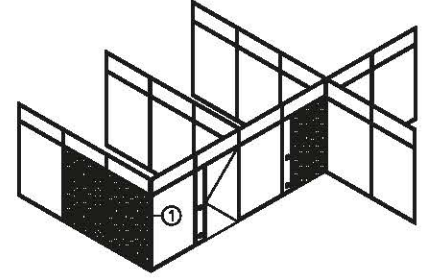
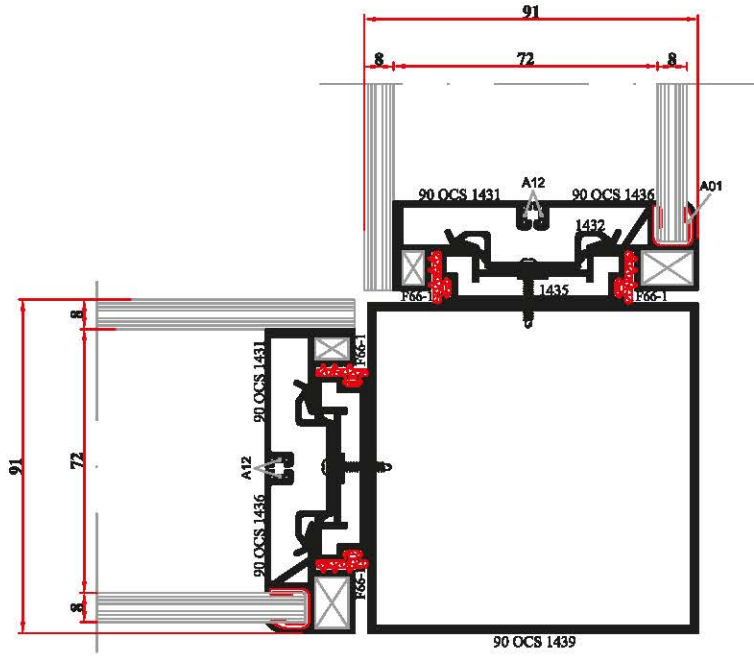
2 NOLU DETAY

ÖLÇEK:1/2



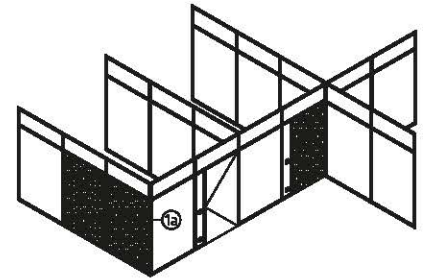
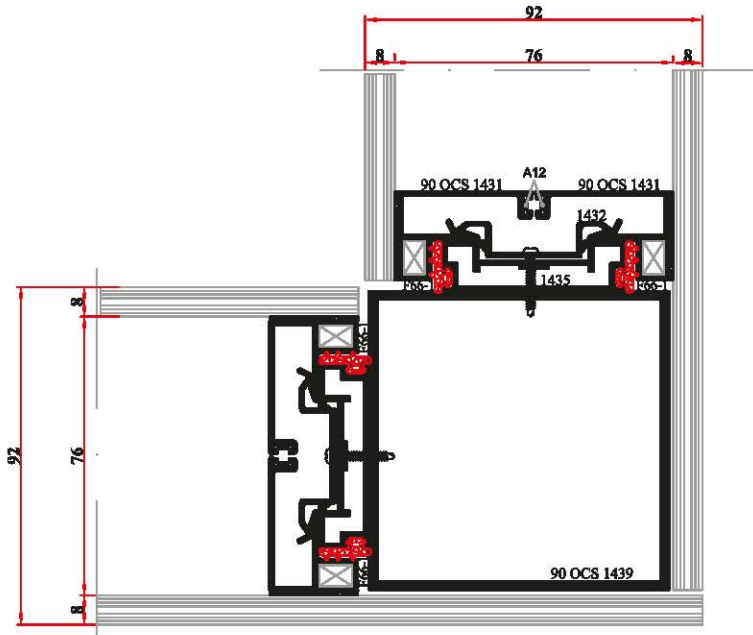
3 NOLU DETAY

ÖLÇEK:1/2



1 NOLU DETAY

ÖLÇEK:1/2



1a NOLU DETAY

