




ULUSAN®
aluminum profiles technology



ARWIS YALITIMSIZ SÜRME SERİSİ

DAR TUBA SİSTEMİ UT 70
YALITIMSIZ SÜRME SİSTEMLERİ (AS 76, AS 60, AS 85)





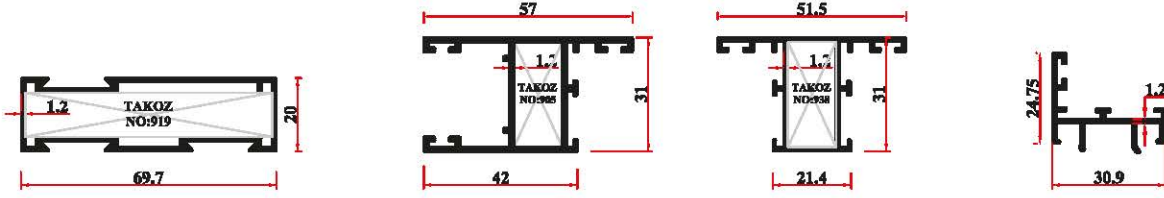
UT 70



ARWIS YALITIMSIZ TUBA SERİSİ

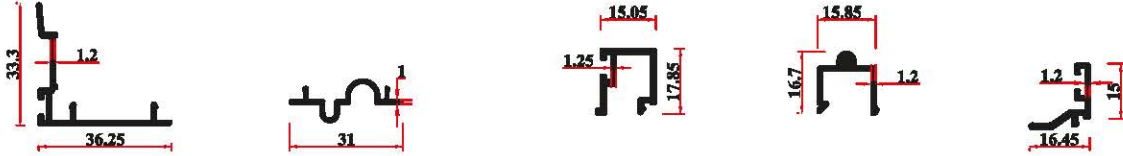
ARWIS UNINSULATED TUBA SERIES

SİSTEM NUMARASI	70 UT 920	70 UT 921	70 UT 922	70 UT 924
KALIP NUMARASI	920	921	922	924



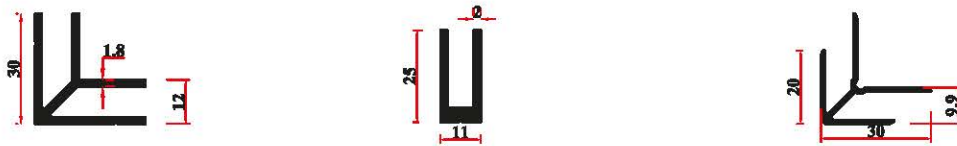
AĞIRLIK:0,683 kg/mt	0,637 kg/mt	0,545 kg/mt	0,324 kg/mt
jx:13,947	jx:5,728	jx:3,001	jx:1,5772
yy:1,578	yy:3,215	yy:2,558	yy:0,3457
Kasa Profili	Kanat Profili	Orta Kayıt Profili	Sabit Cam Profili

SİSTEM NUMARASI	70 UT 923	70 UT 928	70 UT 925	70 UT 926	70 UT 927
KALIP NUMARASI	923	928	925	926	927

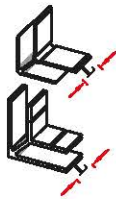


AĞIRLIK:0,286 kg/mt	0,145 kg/mt	0,224 kg/mt	0,181 kg/mt	0,154 kg/mt
Kanat Profili	Birleşme Adaptörü Profili	Cam Çıtası (17,8 mm)	Ray Profili	Cam Çıtası (15 mm)

SİSTEM NUMARASI	70 UT 919	70 UT 938	70 UT 905
KALIP NUMARASI	919	938	905



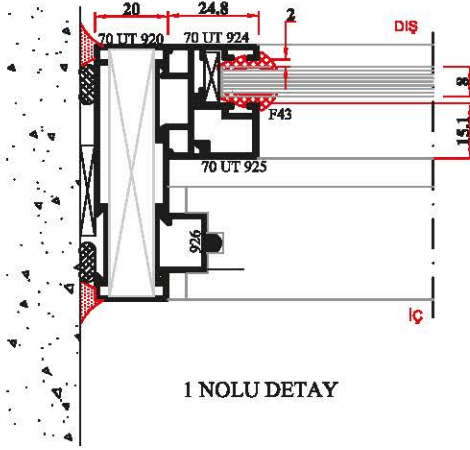
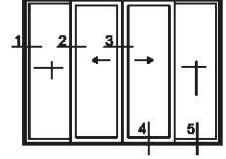
AĞIRLIK:0,525 kg/mt	0,345 kg/mt	0,986 kg/mt
Kasa Birleşme Takozu	Dik Bağlantı Takozu	Kanat Takozu



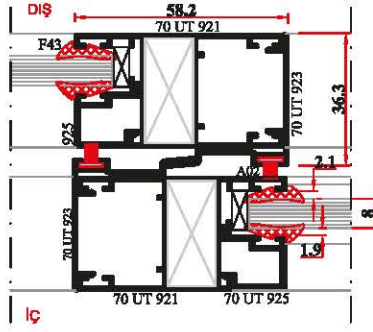
KULLANILAN PROFİL NO	KÖŞE TAKOZ KALIB NO	KÖŞE TAKOZ PROFİL NO	KEŞİM ÖLÇÜSÜ (L)	KÖŞE TAKOZ KEŞİM NO	AKSESUAR NO
70 UT 920	919	70 UT 919	66,9 MM	TK-919-66,9	-
70 UT 921	905	70 UT 905	28,2 MM	TK-905-28,2	-
70 UT 922	938	70 UT 938	28,2 MM	TK-938-28,2	-

PROFİLLERİN BİRİM AĞIRLIKLARI TEORİK OLARAK HESAPLANMIŞTIR / PROFILES UNIT WEIGHTS CALCULATED THEORETICALLY

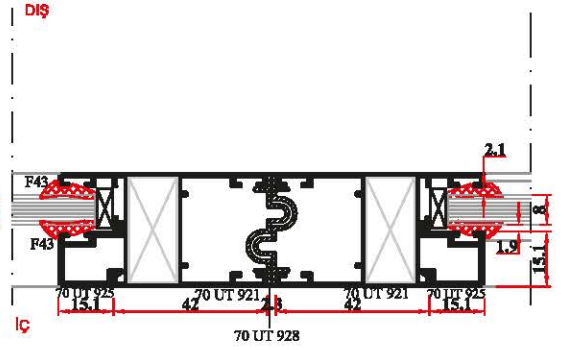
AKSESUAR KODU	AKSESUAR RESMİ	KULLANILDIĞI YER	AKSESUAR KODU	AKSESUAR RESMİ	KULLANILDIĞI YER
70 UT F42 İç Cam Fitolü UA AYK 02 USN 42 1 Koliide 12 kg/200 m			70 UT F43 İç Cam Fitolü UA AYK 03 USN 43 1 Koliide 12 kg/164 m		
70 UT F44 İç Cam Fitolü UA AYK 04 USN 44 1 Koliide 12 kg/197 m			70 UT F46 USN 46 İç Cam Fitolü UA AYK SRY 06 1 Koliide 12 kg/255 m		
70 UT A02 Sürme Kıl Fitolü 67x550			70 UT A01 Tuba Tekli Rulman Piriç		
70 UT A01-01 Tuba Çiftli Rulman Piriç			Papağan Kilit		
70 UT A19 Havuz Kol			70 UT A18 Sürme Seri Tetik Kol-Profil Yaylı Tetik Kol		
70 UT A18-1 Sürme Seri Tetik Kol Yaylı Tetik Kol			70 UT A03 D Kol		
70 UT A04 Aynalı Yan Çekme Kol-10 cm			70 UT A04-01 Aynalı Yan Çekme Kol-15 cm		
70 UT A05 Aynalı Kol-10 cm Tuba ve Aldoks Yalıtımsız WC kapisında			70 UT A05-1 Aynalı Kol-15 cm		



1 NOLU DETAY



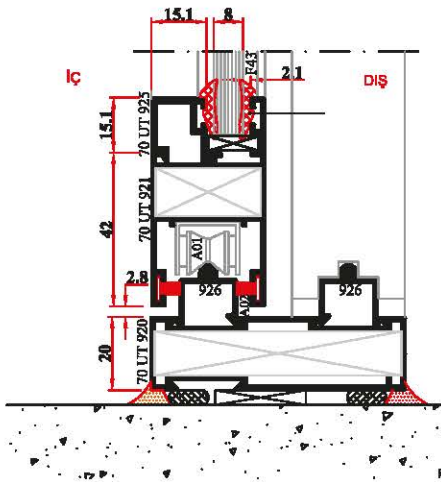
2 NOLU DETAY



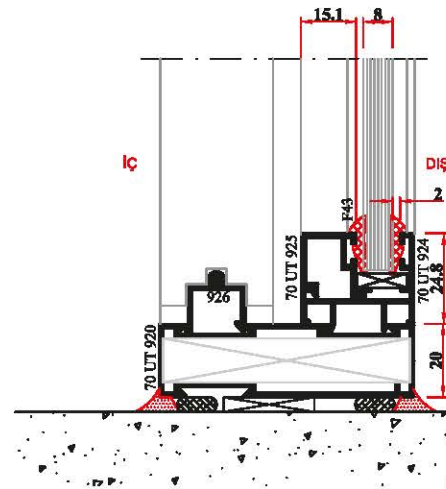
3 NOLU DETAY

ÖLÇEK:1/2

ÖLÇEK:1/2



4 NOLU DETAY



5 NOLU DETAY

ÖLÇEK:1/2

ÖLÇEK:1/2

AS 60
ARWIS YALITIMSIZ SÜRME SERİSİ
ARWIS UNINSULATED SLIDING SERIES
SİSTEM NUMARASI

60 AS 929

60 AS 930

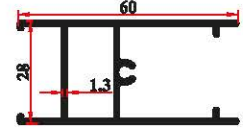
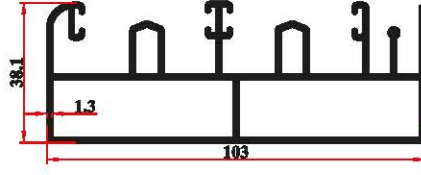
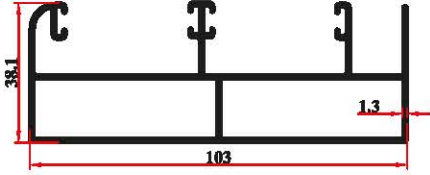
60 AS 933

KALIP NUMARASI

929

930

933

**AĞIRLIK: 1,312 kg/mt**

jx:56,166

jy:7,153

Kasa Profili

1,593 kg/mt

jx:63,384

jy:8,275

Kasa Profili

0,656 kg/mt

jx:6,209

jy:3,275

Kanat Profili

SİSTEM NUMARASI

60 AS 931

60 AS 932

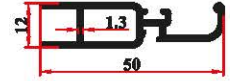
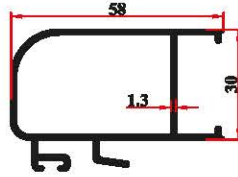
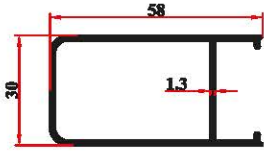
60 AS 934

KALIP NUMARASI

931

932

934

**AĞIRLIK: 0,599 kg/mt**

jx:7,834

jy:3,510

0,713 kg/mt

jx:8,705

jy:4,555

0,402 kg/mt

jx:3,002

jy:0,266

PROFİLLERİN BİRİM AĞIRLIKLARI TEORİK OLARAK HESAPLANMIŞTIR / PROFILES UNIT WEIGHTS CALCULATED THEORETICALLY

AS 65
ARWIS YALITIMSIZ SÜRME SERİSİ
ARWIS UNINSULATED SLIDING SERIES

SİSTEM NUMARASI

65 AS 935

65 AS 936

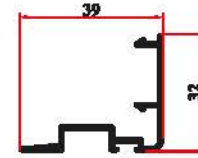
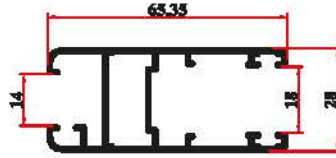
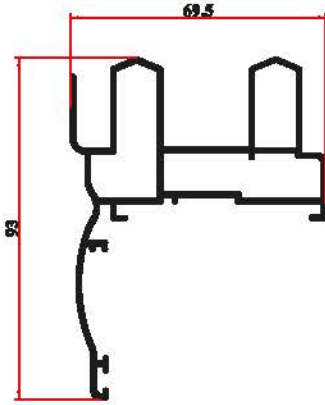
65 AS 937

KALIP NUMARASI

935

936

937

**AĞIRLIK: 1,239 kg/mt**

jx:31,169

jy:14,929

İçli Kasa Profili

0,788 kg/mt

jx:10,981

jy:3,889

Yan Karat Profili

0,329 kg/mt

jx:2,271

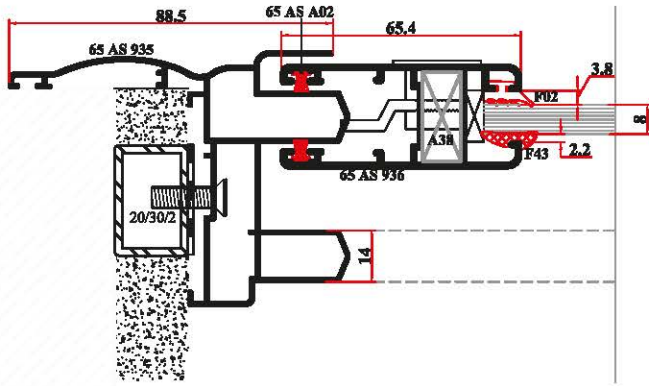
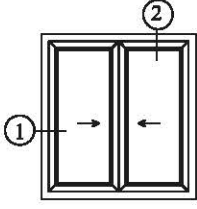
jy:0,588

Sımsıklık Elek Profili

ÖLÇEK:1/2

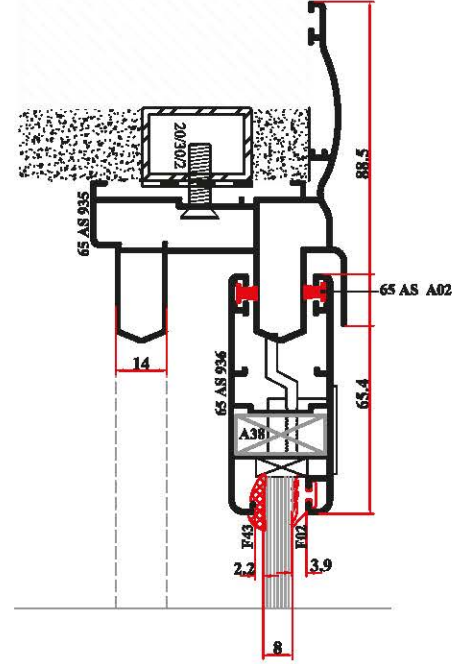
AKSESUAR KODU	AKSESUAR RESMİ	KULLANILDIĞI YER	AKSESUAR KODU	AKSESUAR RESMİ	KULLANILDIĞI YER
65 AS F42 İç Cam Fıtılı USN 42 1 Kolide 12 kg/200 m 65 AS F44 İç Cam Fıtılı USN 44 1 Kolide 12 kg/197 m			65 AS F43 İç Cam Fıtılı USN 43 1 Kolide 12 kg/164 m 65 AS F46 USN 46 İç Cam Fıtılı UA AYK SEY 06 1 Kolide 12 kg/253 m		
65 AS F42 İÇ CAM FITİLİ			65 AS A20 SÜRME KİLİT FİTİLİ		
65 AS A38 KÖŞE TAKOZU			65 AS A21 Rulman		

PROFİLLERİN BİRİM AĞIRLIKLARI TEORİK OLARAK HESAPLANMIŞTIR / PROFILES UNIT WEIGHTS CALCULATED THEORETICALLY



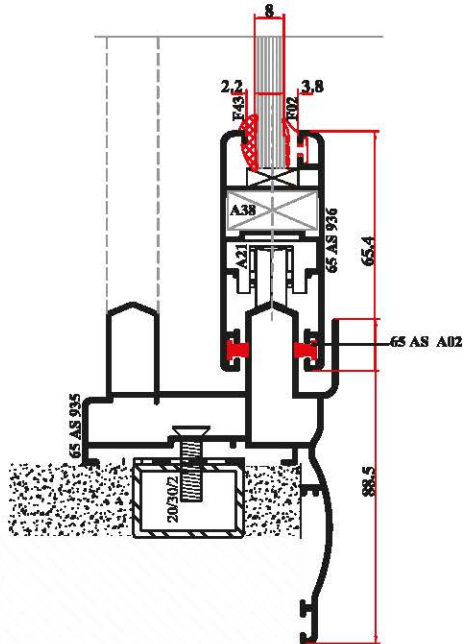
1 NOLU DETAY

ÖLÇEK:1/2



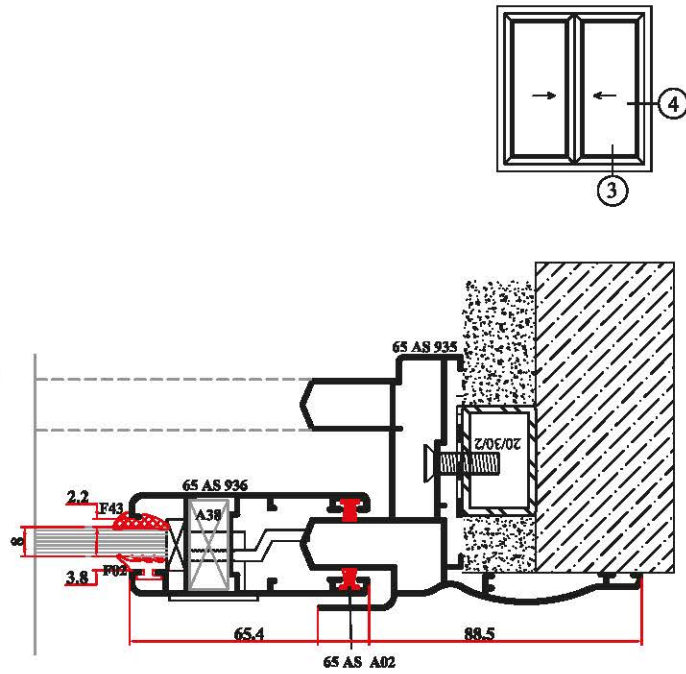
2 NOLU DETAY

ÖLÇEK:1/2



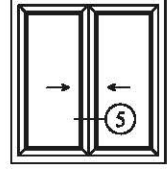
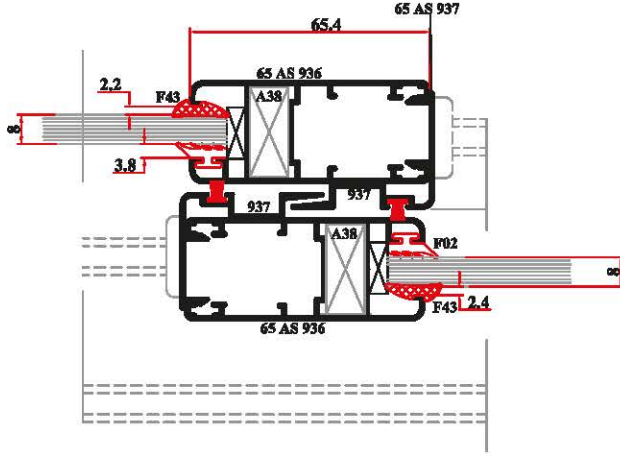
3 NOLU DETAY

ÖLÇEK:1/2



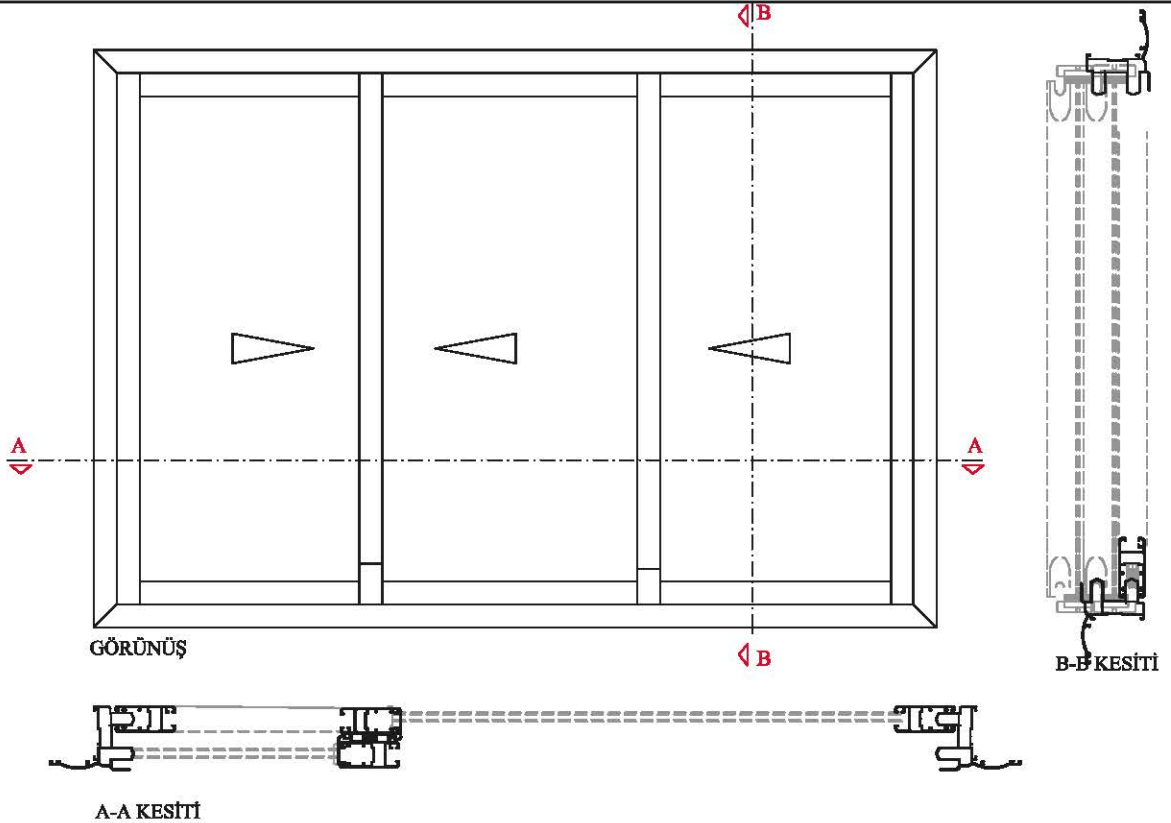
4 NOLU DETAY

ÖLÇEK:1/2



5 NOLU DETAY

ÖLÇEK:1/2



ÖLÇEK:1/2

SİSTEM NUMARASI

70 AS 7212

70 AS 7213

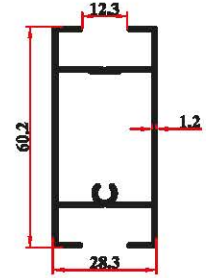
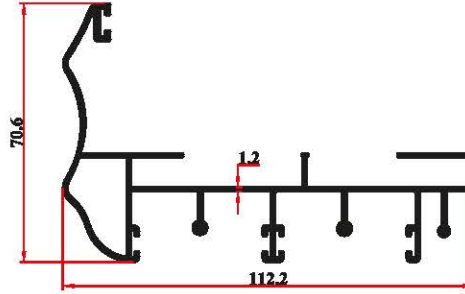
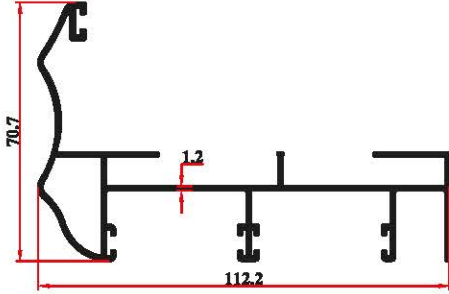
70 AS 7215

KALIP NUMARASI

7212

7213

7215

**AĞIRLIK: 1,250 kg/mt**jx:107,640 cm⁴jy:17,926 cm⁴

Kasa Profili

1,447 kg/mtjx:127,116 cm⁴jy:18,175 cm⁴

Kasa Profili

0,691 kg/mtjx:28,575 cm⁴jy:13,600 cm⁴

Alt Ray Profili

SİSTEM NUMARASI

70 AS 7216

70 AS 7217

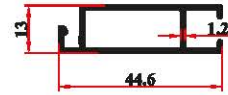
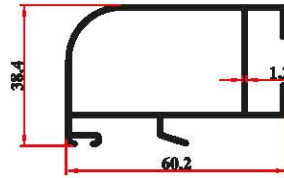
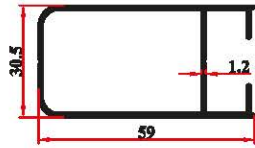
70 AS 7214

KALIP NUMARASI

7216

7217

7214

**AĞIRLIK: 0,599 kg/mt****0,710 kg/mt**jx:21,100 cm⁴jy:5,608 cm⁴

Kenet Profili

0,381 kg/mt

Sineklik Profili

SİSTEM NUMARASI

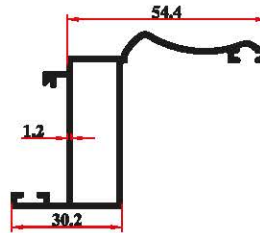
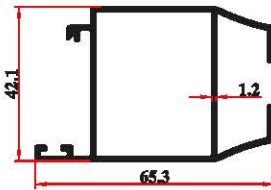
70 AS 7210

70 AS 7211

KALIP NUMARASI

7210

7211

**AĞIRLIK: 0,770 kg/mt**jx:31,994 cm⁴jy:4,091 cm⁴

Orta Dikme Profili

0,651 kg/mtjx:21,701 cm⁴jy:7,306 cm⁴

Kanat Profili

AS 76

ARWIS YALITIMSIZ SÜRME SERİSİ

ARWIS UNINSULATED SLIDING SERIES

SİSTEM NUMARASI

76 AS 984

76 AS 985

76 AS 972

76 AS 983

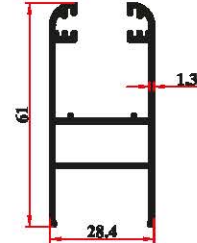
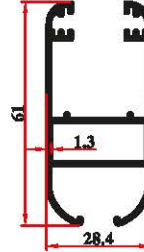
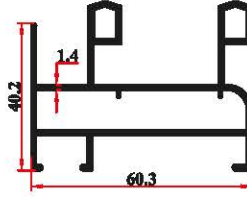
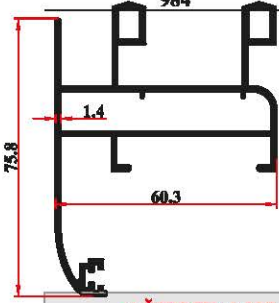
KALIP NUMARASI

984

985

972

983

**AĞIRLIK: 1,307 kg/mt****1,077 kg/mt****0,783 kg/mt****0,750 kg/mt**

jx:29,355

jx:17,608

jx:3,6608

jx:3,741

jy:13,424

jy:6,528

jy:9,5367

jy:8,481

Pervazlı Kasa Profili

Kasa Profili

Alt Ray Profili

Alt Ray Profili

SİSTEM NUMARASI

76 AS 982

76 AS 978

76 AS 980

76 AS 981

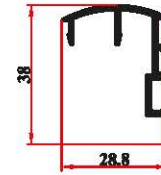
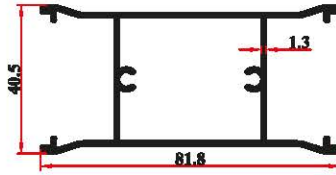
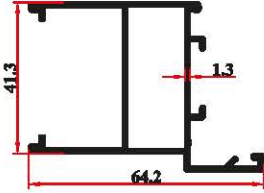
KALIP NUMARASI

982

978

980

981

**AĞIRLIK: 0,821 kg/mt****0,953 kg/mt****0,376 kg/mt****0,623 kg/mt**

jx:6,3474

jx:20,240

jy:11,1001

jy:8,579

Orta Kayıt Profili

Orta Adaptör Profili

L Kapak

SİSTEM NUMARASI

76 AS 979

76 AS 974

76 AS 975

76 AS 977

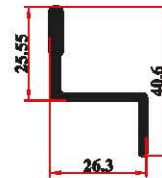
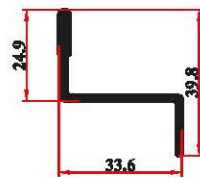
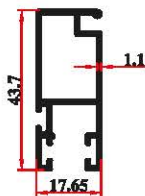
KALIP NUMARASI

979

974

975

977

**AĞIRLIK:0,451 kg/mt****0,338 kg/mt****0,362 kg/mt****0,346 kg/mt**

Sineklik Profili

Sineklik Ray Profili

Dış Cephe Profili

Cam Cıtası

SİSTEM NUMARASI

76 AS 970

76 AS 976

76 AS 973

76 AS 971

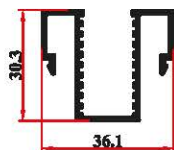
KALIP NUMARASI

970

976

973

971

**AĞIRLIK:0,442 kg/mt****0,497 kg/mt****0,319 kg/mt****0,133 kg/mt**

ÖLÇEK:1/2

PROFİLLERİN BİRİM AĞIRLIKLARI TEORİK OLARAK HESAPLANMIŞTIR / PROFILES UNIT WEIGHTS CALCULATED THEORETICALLY

AS 85
ARWIS YALITIMSIZ SÜRME SERİSİ
ARWIS UNINSULATED SLIDING SERIES

SİSTEM NUMARASI

85 AS 890

85 AS 891

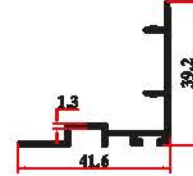
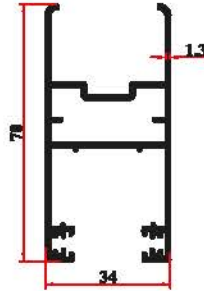
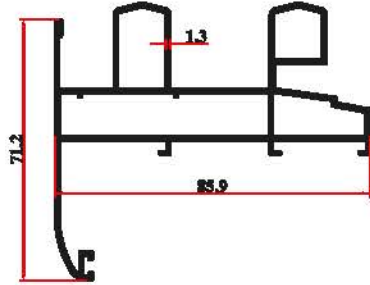
85 AS 892

KALIP NUMARASI

890

891

892

**AĞIRLIK: 1,434 kg/mt**

jx:42,801

jy:14,059

Kasa Profili

0,905 kg/mt

jx:6,603

jy:12,989

Kaset Profili

0,378 kg/mt

jx:3,112

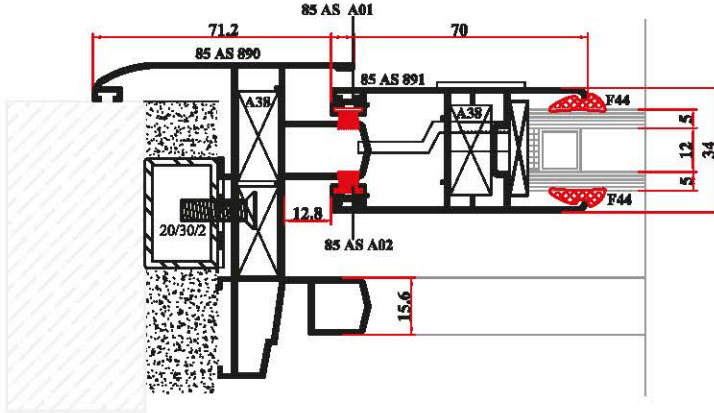
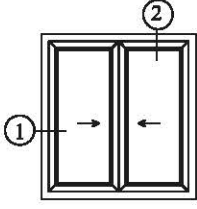
jy:0,833

Kaset Profili

ÖLÇEK: 1/2

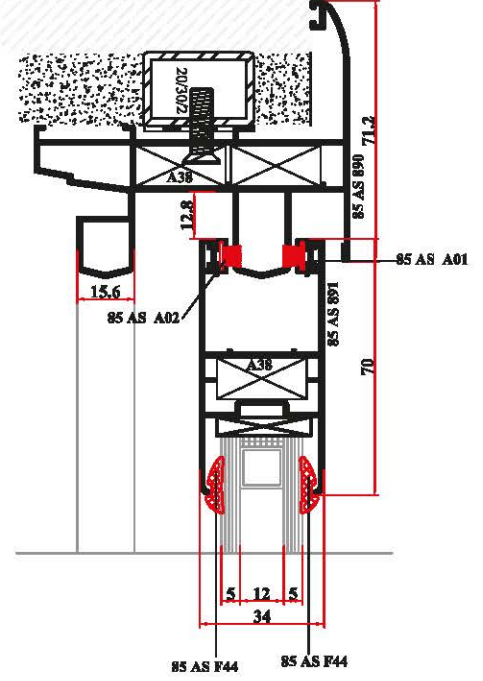
PROFİLLERİN BİRİM AĞIRLIKLARI TEORİK OLARAK HESAPLANMIŞTIR / PROFILES UNIT WEIGHTS CALCULATED THEORETICALLY

AKSESUAR KODU	AKSESUAR RESMİ	KULLANILDIĞI YER	AKSESUAR KODU	AKSESUAR RESMİ	KULLANILDIĞI YER
55 AW F42 İp Cam Filti USN 42 1 Kollide 12 kg/200 m 55 AW F44 İp Cam Filti USN 44 1 Kollide 12 kg/197 m			55 AW F43 İp Cam Filti USN 43 1 Kollide 12 kg/164 m 55 AW F46 USN 46 İp Cam Filti 1 Kollide 12 kg/255 m		
85 AS A01 Köşe Çerçeve			85 AS A02 SÜRME KİLİTİ FİTİL		
85 AS A3B KÖŞE TAKOZU			85 AS A04 Rulman		



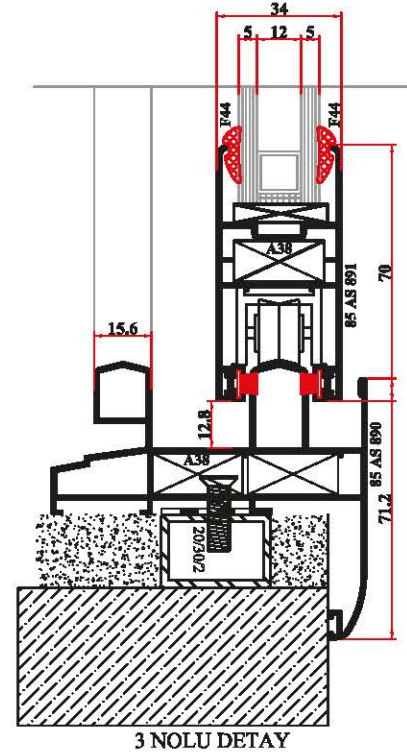
1 NOLU DETAY

ÖLÇEK:1/2



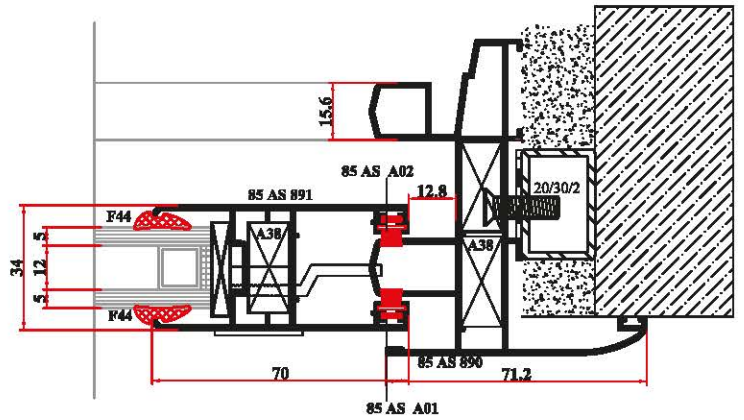
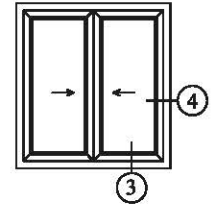
2 NOLU DETAY

ÖLÇEK:1/2



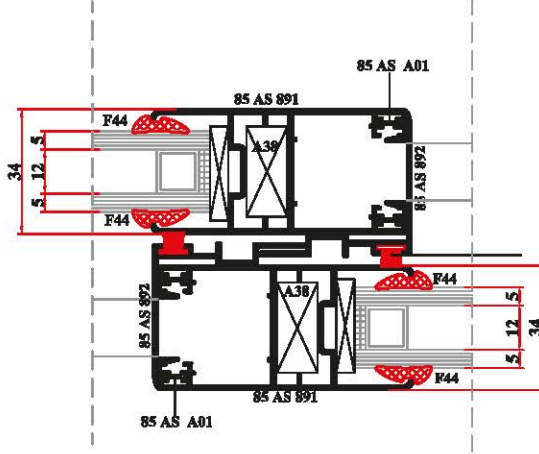
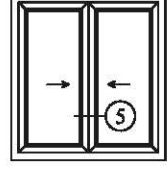
3 NOLU DETAY

ÖLÇEK:1/2



4 NOLU DETAY

ÖLÇEK:1/2



5 NOLU DETAY

ÖLÇEK:1/2