



**ULUSAN®**  
aluminum profiles technology

## ÖZEL PROFİLLER

GENEL PROFİLLER - SİGMA PROFİLLERİ  
KAPLAMA - PANJUR





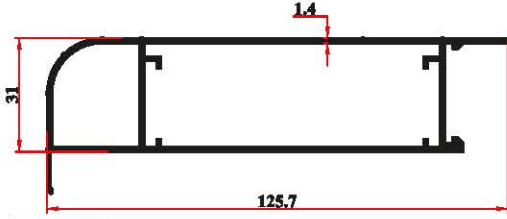
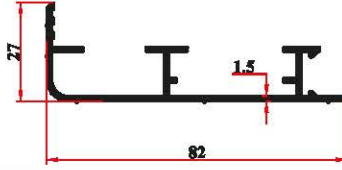
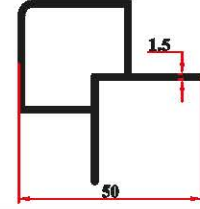
## SOĞUTUCU DOLAP PROFİLLERİ

## KALIP NUMARASI

2333

2334

2331

**AĞIRLIK:1,331 kg/mt****0,685 kg/mt****0,621 kg/mt**

## SOĞUTUCU PANEL KAPI PROFİLİ

## SOĞUTUCU PANEL KAPI PROFİLİ

## ÇOK AMAÇLI KÖŞE MONTAJ PROFİLLERİ

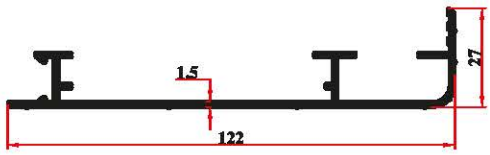
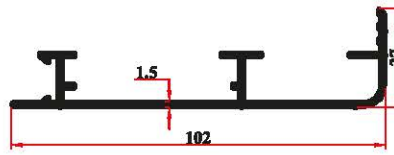
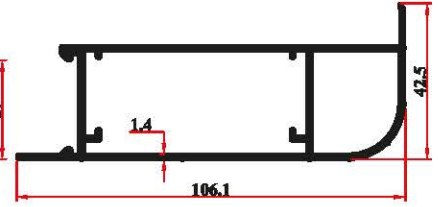
## SOĞUTUCU DOLAP PROFİLLERİ

## KALIP NUMARASI

3806

3804

3805

**AĞIRLIK:0,850 kg/mt****0,768 kg/mt****1,177 kg/mt**

## SOĞUTUCU PANEL KAPI PROFİLİ

## SOĞUTUCU PANEL KAPI PROFİLİ

## ÇOK AMAÇLI KÖŞE MONTAJ PROFİLLERİ

## MERDİVEN PROFİLLERİ

## KALIP NUMARASI

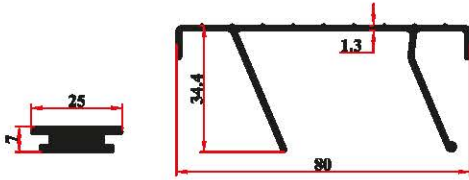
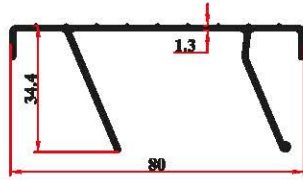
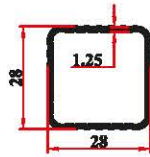
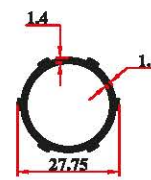
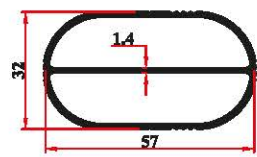
2332

3308

3312

3309

3310

**AĞIRLIK:0,361 kg/mt****0,596 kg/mt****0,351 kg/mt****0,338 kg/mt****0,747 kg/mt**

## KAYIT PROFİLİ

## MERDİVEN BASAK

## MERDİVEN BASAK

## MERDİVEN BASAK

## MERDİVEN DİKME

## ASANSÖR PROFİLLERİ

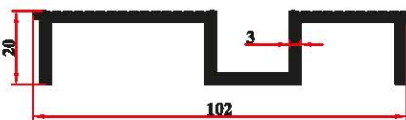
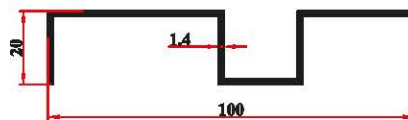
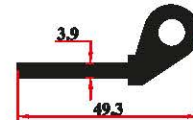
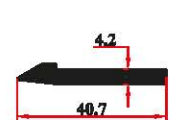
## KALIP NUMARASI

758

757

751

750

**AĞIRLIK:1,336 kg/mt****0,659 kg/mt****0,868 kg/mt****0,445 kg/mt**

## KALIN EŞİK

## İNCE EŞİK

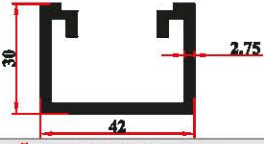
## MENTEŞE

## BIÇAK PROFİLİ

## SOLAR SİSTEM PROFİLLERİ

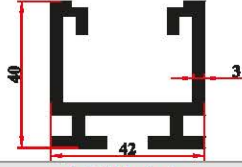
## KALIP NUMARASI

3300



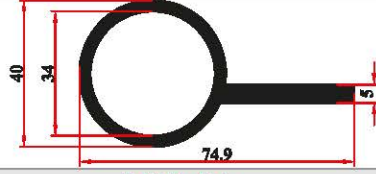
AĞIRLIK:0,898 kg/mt

3301



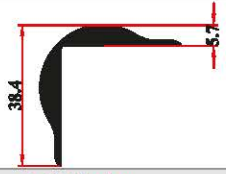
1,314 kg/mt

3631



1,426 kg/mt

3360



0,610 kg/mt

AYAKSIZ TUTUCU

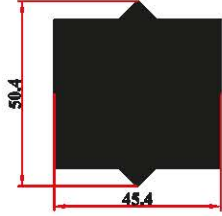
AYAKLI TUTUCU

KÖŞE KAPLAM PROFİLİ

## GENEL AMAÇLI PROFİLLER

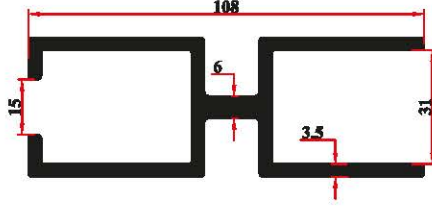
## KALIP NUMARASI

3304



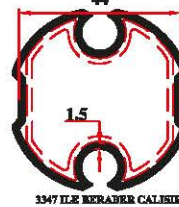
AĞIRLIK:5,054 kg/mt

3305



2,732 kg/mt

3348



3347 İLE BERABER CALIŞIR

0,818 kg/mt

3347



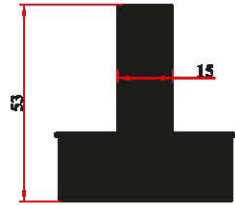
3348 İLE BERABER CALIŞIR

0,683 kg/mt

## GENEL AMAÇLI PROFİLLER

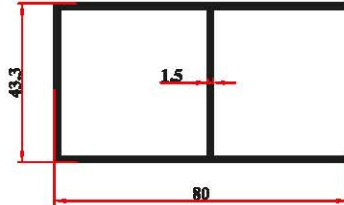
## KALIP NUMARASI

3051



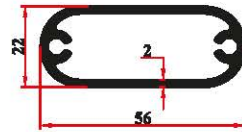
AĞIRLIK: 3,720 kg/mt

2411



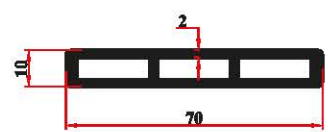
0,972kg/mt

3058



0,851 kg/mt

2410




0,913 kg/mt

## GENEL AMAÇLI PROFİLLER

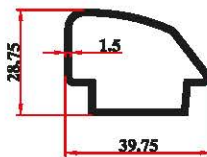
## KALIP NUMARASI

513



AĞIRLIK:1,364 kg/mt

3638



0,471 kg/mt

3639



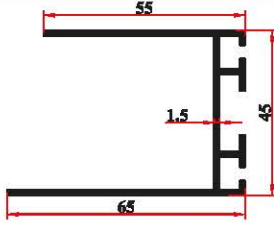
1,990 kg/mt

DİLATASYON

## GENEL AMAÇLI PROFİLLER

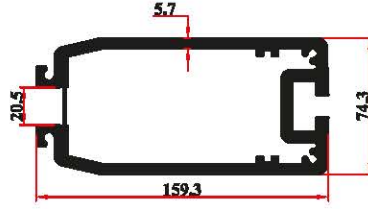
## KALIP NUMARASI

3612



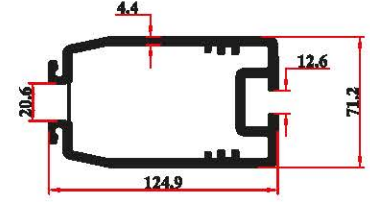
AĞIRLIK:0,793 kg/mt

3615



7,853 kg/mt

3620



5,058 kg/mt

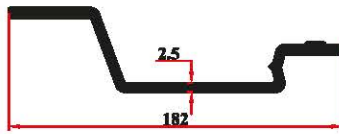
Ö:1/4

Ö:1/4

## GENEL AMAÇLI PROFİLLERİ

## KALIP NUMARASI

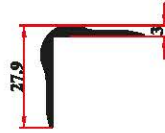
3621



AĞIRLIK:3,281 kg/mt

Ö:1/4

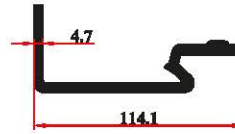
3357



0,243 kg/mt

KÖŞE KAPLAM PROFİLİ


3622



2,482 kg/mt

Ö:1/4

3623

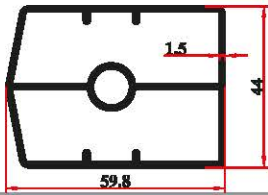


0,515 kg/mt

## GENEL AMAÇLI PROFİLLER

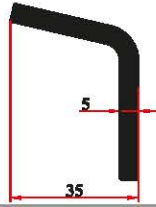
## KALIP NUMARASI

3626



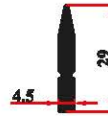
AĞIRLIK:1,159 kg/mt

3627



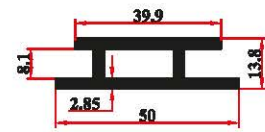
0,933 kg/mt

3628



0,301 kg/mt

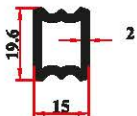
3630



0,816 kg/mt

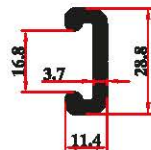
## GENEL AMAÇLI PROFİLLER

3629



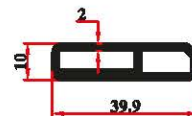
AĞIRLIK:3,342 kg/mt

3633



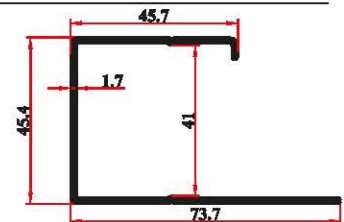
0,455 kg/mt

3632



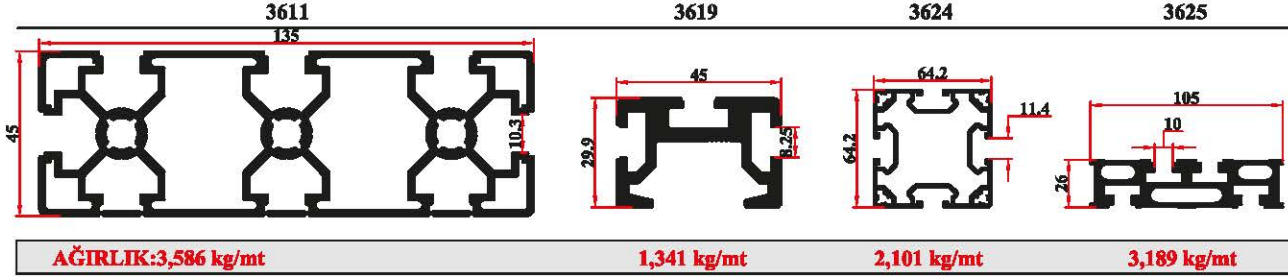
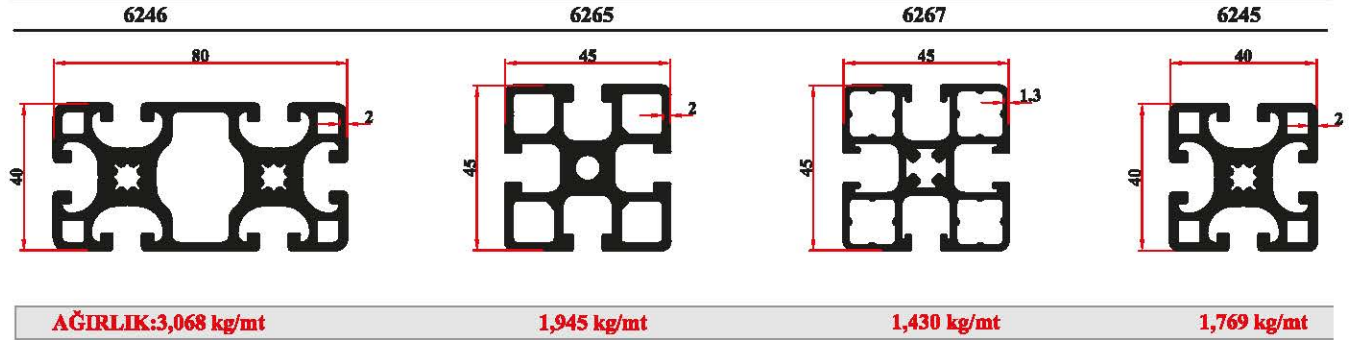
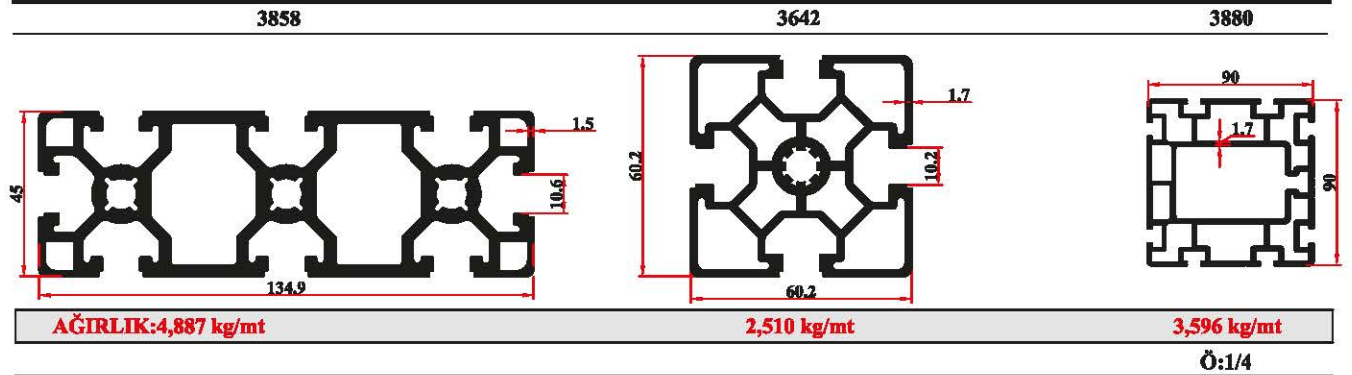
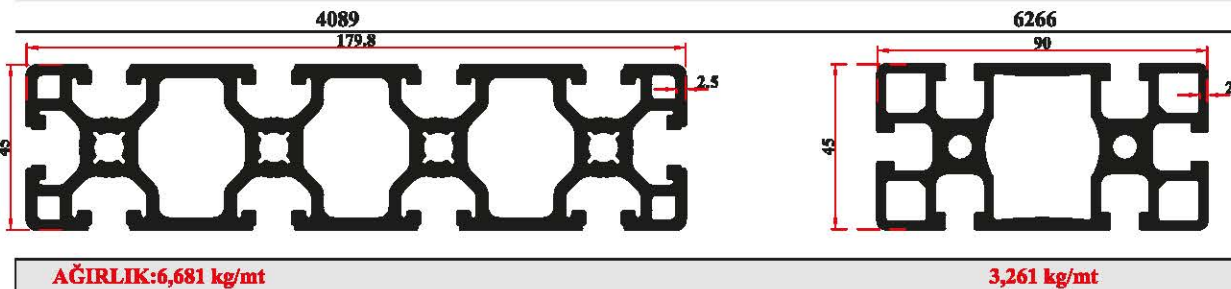
0,563 kg/mt

3634



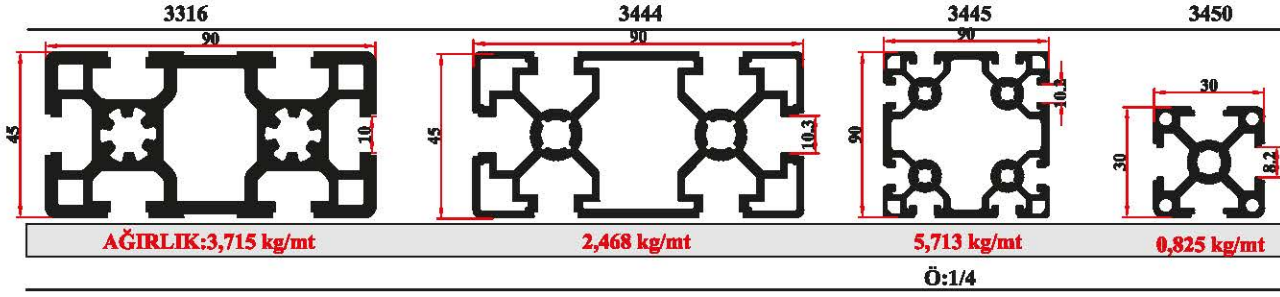
0,756 kg/mt

ÖLÇEK:1/2

**GENEL AMAÇLI PROFİLLERİ**
**KALIP NUMARASI**

**SİGMA PROFİLLERİ**
**KALIP NUMARASI**

**SİGMA PROFİLLERİ**
**KALIP NUMARASI**

**KALIP NUMARASI**


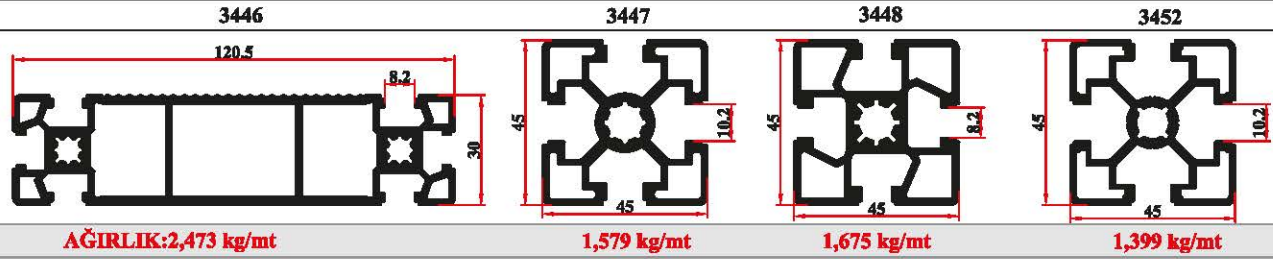
## SİGMA PROFİLLERİ

## KALIP NUMARASI



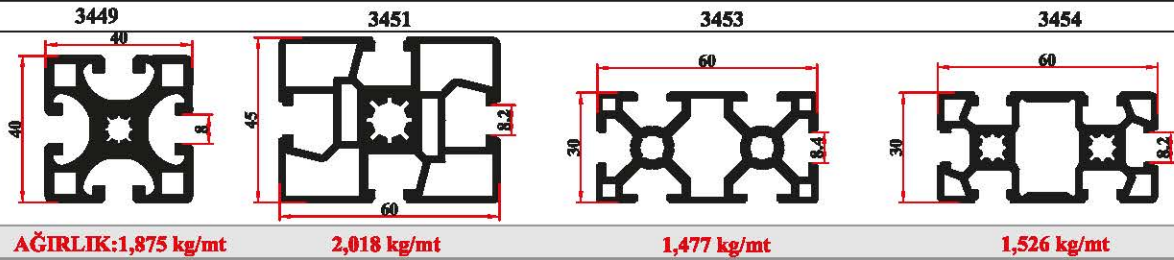
## SİGMA PROFİLLERİ

## KALIP NUMARASI



## SİGMA PROFİLLERİ

## KALIP NUMARASI



## KOMPOZİT PROFİLLERİ

## KALIP NUMARASI

500

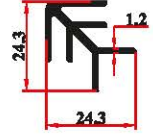
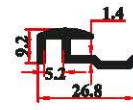
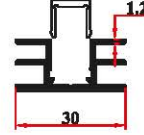
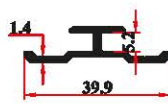
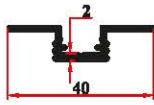
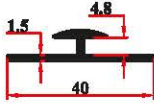
2964

588

581

641

580



AĞIRLIK:0,253 kg/mt

0,262 kg/mt

0,254 kg/mt

0,318 kg/mt

0,204 kg/mt

0,286 kg/mt

4 mm ORTA TİJİ

ORTA TİJİ

YENİ ORTA TİJİ

ORTA TİJİ

Dönüş Profili

KÖŞE TİJİ

## KAPLAMA PROFİLLERİ

## KALIP NUMARASI

3411

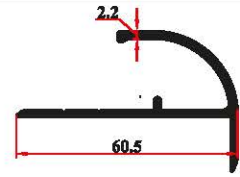
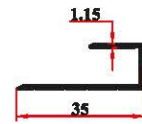
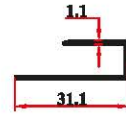
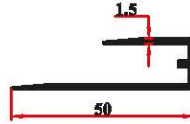
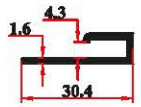
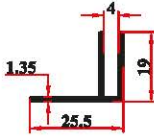
501

514

505

2452

2320



AĞIRLIK:0,220 kg/mt

0,212 kg/mt

0,340 kg/mt

0,162 kg/mt

0,174 kg/mt

0,673 kg/mt

BİTİM TİJİ

BİTİM TİJİ

BİTİM TİJİ

BİTİM TİJİ

TUTUCU

## POLİKARBON PROFİLLERİ

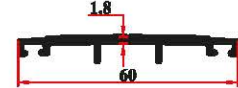
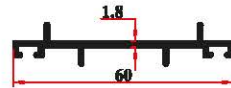
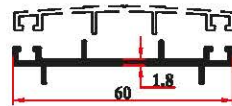
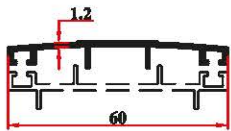
## KALIP NUMARASI

2453

2454

503

502



AĞIRLIK:0,313 kg/mt

0,378 kg/mt

0,391 kg/mt

0,418 kg/mt

POLİKARBON ÜST

POLİKARBON ALT

POLİKARBON ALT

POLİKARBON ÜST

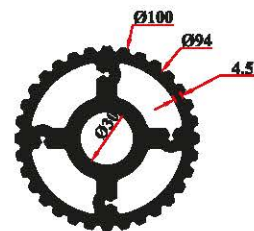
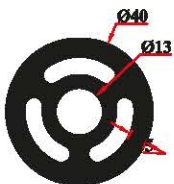
## SİGMA PROFİLLERİ

## KALIP NUMARASI

4032

4033

3643



AĞIRLIK:2,225 kg/mt

0,907 kg/mt

9,988 kg/mt

Nargile Boru Profili

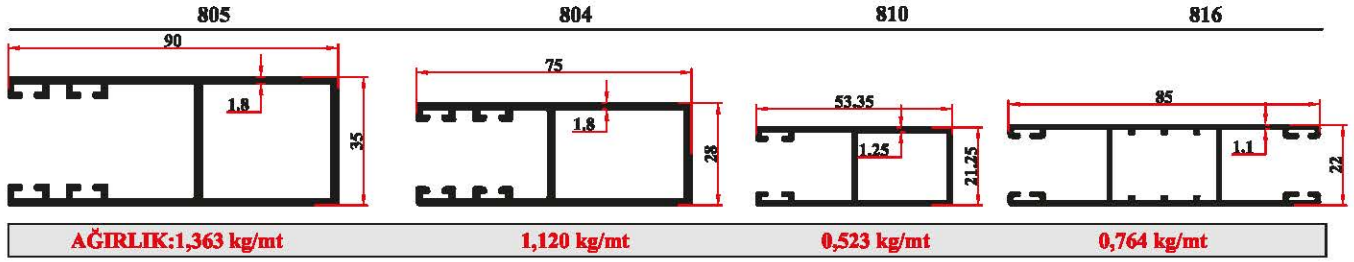
Nargile Boru Profili  
ÖLÇEK:1/2

Ø:1/4



### PANJUR KASA PROFİLLERİ

#### KALIP NUMARASI



90 mm KASA PROFİLİ

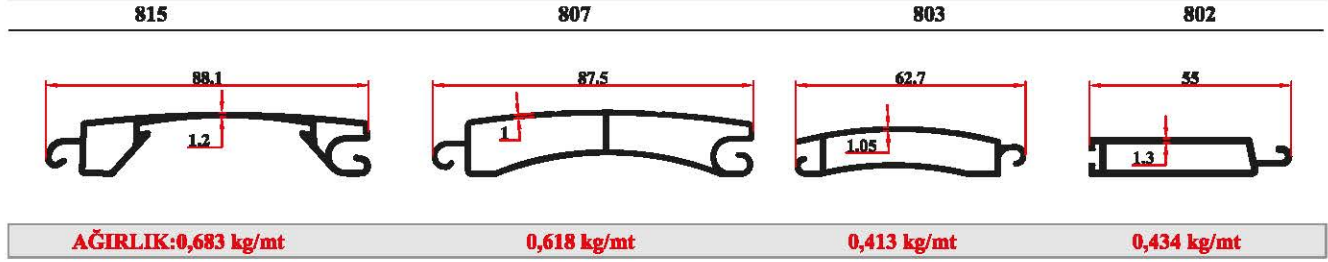
75 mm KASA PROFİLİ

53.4 mm KASA PROFİLİ

55 mm ORTA KAYIT PROFİLİ

### PANJUR PROFİLLERİ

#### KALIP NUMARASI



88 mm LİĞTH PANJUR

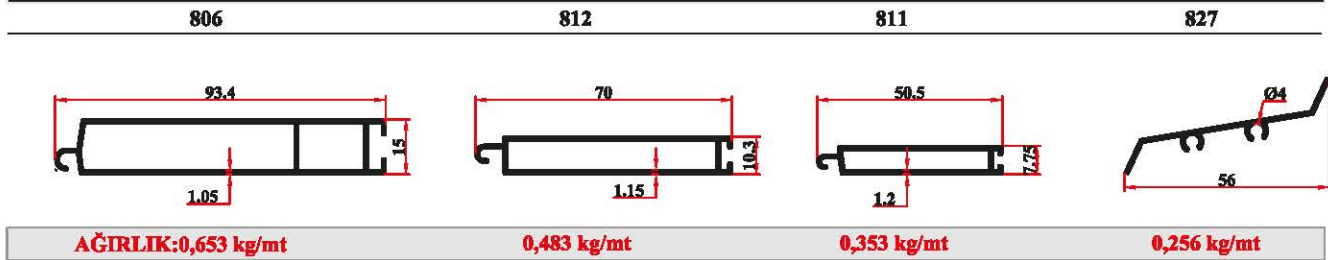
88 mm PANJUR

62 mm PANJUR

55 mm ALT PANJUR

### PANJUR PROFİLLERİ

#### KALIP NUMARASI



90 mm PANJUR

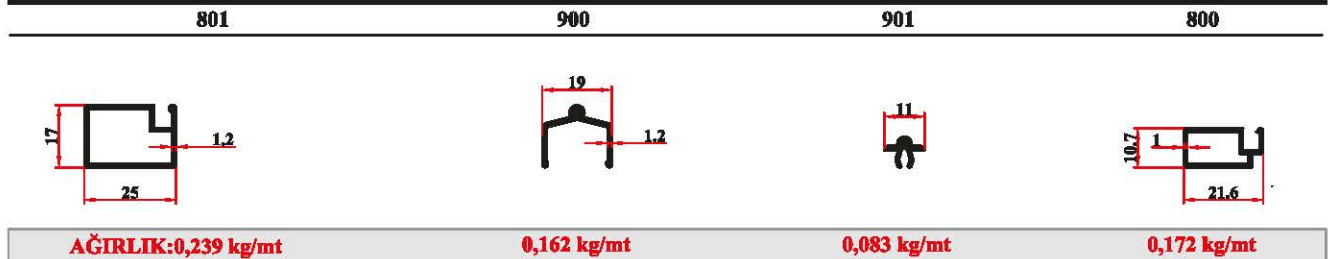
70 mm PANJUR

50 mm ALT PANJUR

MENFEZ PROFİLİ

### SİNEKLİK VE ÖZEL KULLANIM PROFİLLERİ

#### KALIP NUMARASI



BÜYÜK SİNEKLİK

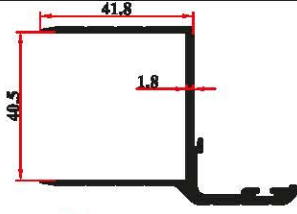
ÖLÇEK:1/2

KÜÇÜK SİNEKLİK

## KAPI PROFİLLERİ


## KALIP NUMARASI

818



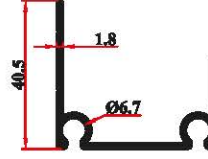
AĞIRLIK:0,772 kg/mt

819



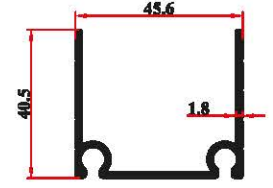
0,461 kg/mt

817



0,564 kg/mt

835



0,653 kg/mt

## KASA PROFİLİ

## ÇERÇEVE PROFİLİ

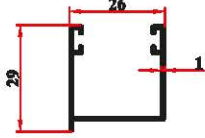
## CONTALI ALT PROFİLİ

## CONTALI ALT PROFİLİ

## SİSTEM NUMARASI

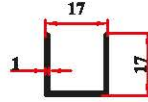
## KALIP NUMARASI

813



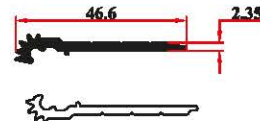
AĞIRLIK:0,257 kg/mt

814



0,132 kg/mt

820-821



0,319 X2 kg/mt

822



0,298 kg/mt

## CONTALI U PROFİLİ

## U PROFİLİ

## MENTEŞE YAPRAĞI

## MENTEŞE KIZAĞI