

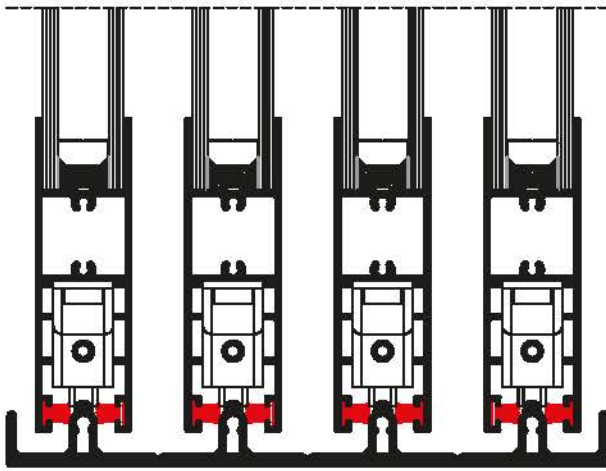
ARWIS YALITIMSIZ SÜRME SERİSİ

SGT 95





SGT95



TEKNİK ÖZELLİKLER / TECHNICAL PROPERTIES

KASA DERİNLİĞİ / FRAME DEPTH	123-163mm
KANAT DERİNLİĞİ / VENT DEPTH	26mm
PROFİL ET KALINLIĞI / PROFILE WALL THCKNESS	1.3 / 1.5 / 2mm
CAM KALINLIĞI / GLASS THCKNESS	20mm

EŞİKLİ VE EŞİKSİZ ALT RAY PROFİLLERİ / THRESHOLD AND NON - THRESHOLD BOTTOM RAIN PROFİLES

3'LÜ VE 4'LÜ RAY SEÇENEKLERİ / 3 AND 4 RAIL OPTIONS

MAKSİMUM KANAT GENİŞLİĞİ 1000MM / MAX. 1000MM SASH WİDHT

MAKSİMUM KANAT YÜKSEKLİĞİ 3000MM / MAX. 3000MM SASH HEİGHT

SGT 95
ARWIS YALITIMSIZ SÜRME SERİSİ
ARWIS UNINSULATED SLIDING SERIES
SİSTEM NUMARASI

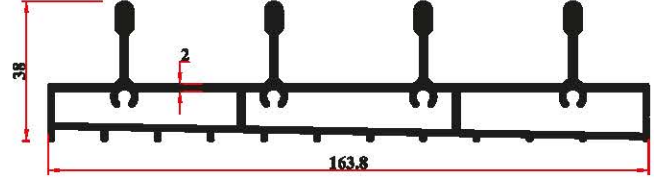
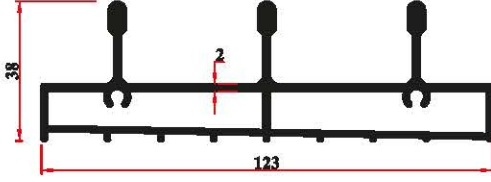
95 SGT 6327

95 SGT 6335

KALIP NUMARASI

6327

6335

**AĞIRLIK: 1,979 kg/mt**

jx:127,655

jy:38,919

Eğikli Ray Profili

2,700 kg/mt

jx:164,626

jy:89,982

Eğikli Ray Profili

SİSTEM NUMARASI


95 SGT 6328

95 SGT 6336

KALIP NUMARASI

6328

6336

**AĞIRLIK: 1,723 kg/mt**

jx:19,142

jy:11,667

Eğiksiz Ray Profili

2,246 kg/mt

jx:27,019

jy:25,116

Eğiksiz Ray Profili

SİSTEM NUMARASI

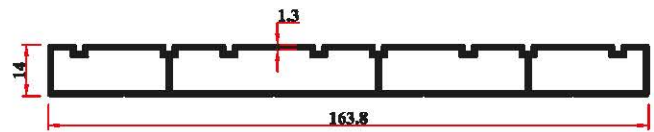
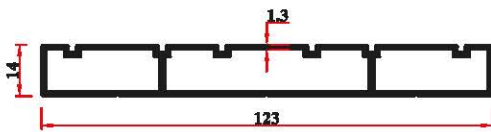
95 SGT 6329

95 SGT 6337

KALIP NUMARASI

6329

6337

**AĞIRLIK: 1,099 kg/mt**

jx:40,540

jy:37,040

Yan Dikme

1,453 kg/mt

jx:87,977

jy:54,056

Yan Dikme

SİSTEM NUMARASI

95 SGT 6330

95 SGT 6331

95 SGT 6332

95 SGT 6333

95 SGT 6334

KALIP NUMARASI

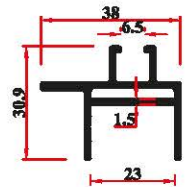
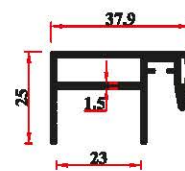
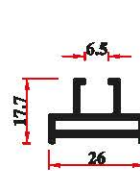
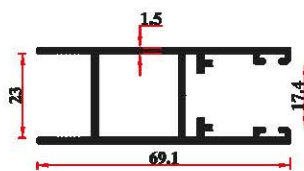
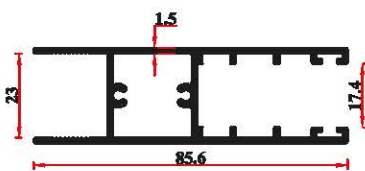
6330

6331

6332

6333

6334

**AĞIRLIK: 1,072 kg/mt**

jx:89,489

jy:28,303

Kanat Profili

0,859 kg/mt

jx:82,959

jy:17,423

Kanat Profili

0,338 kg/mt

Yan Dikme Kanat Karşılık

0,551 kg/mt


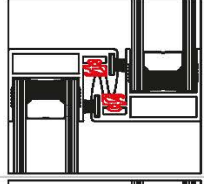

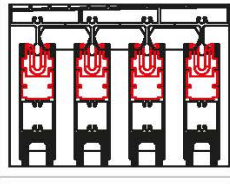

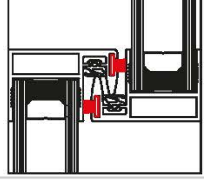

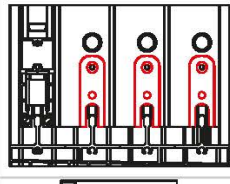

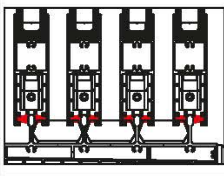

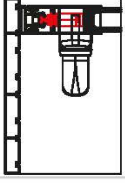


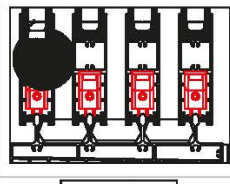

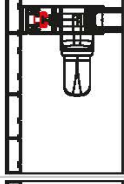

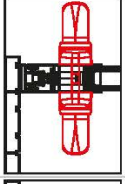
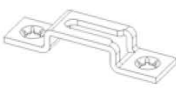
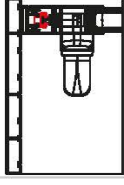

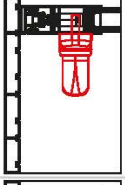

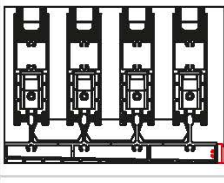

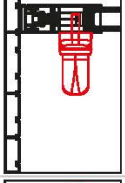

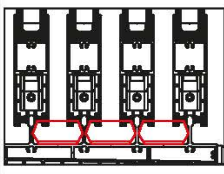

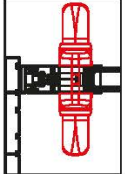
Kenet Profili

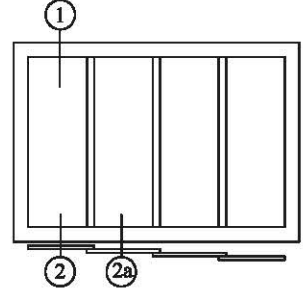
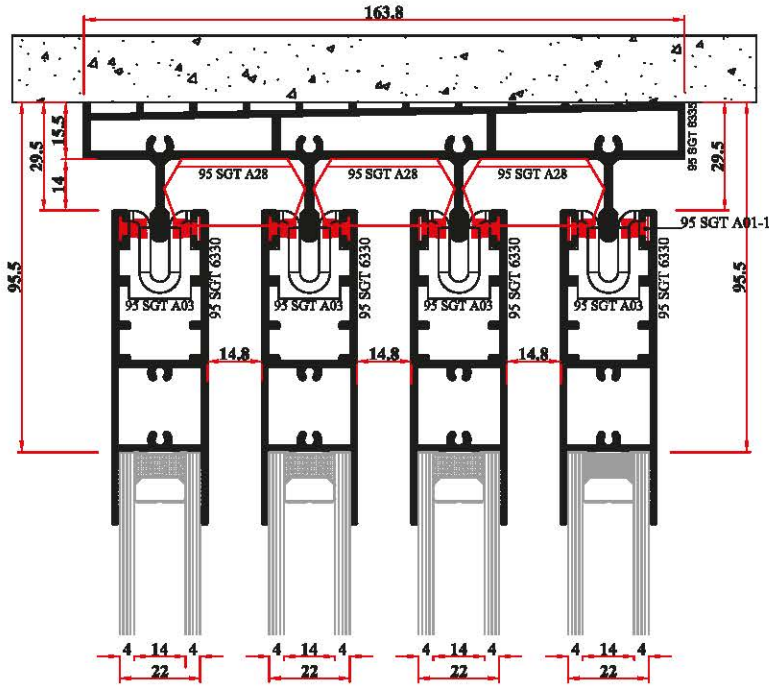
0,510 kg/mt

Kulplu Yan Dikme

ÖLÇEK: 1/2

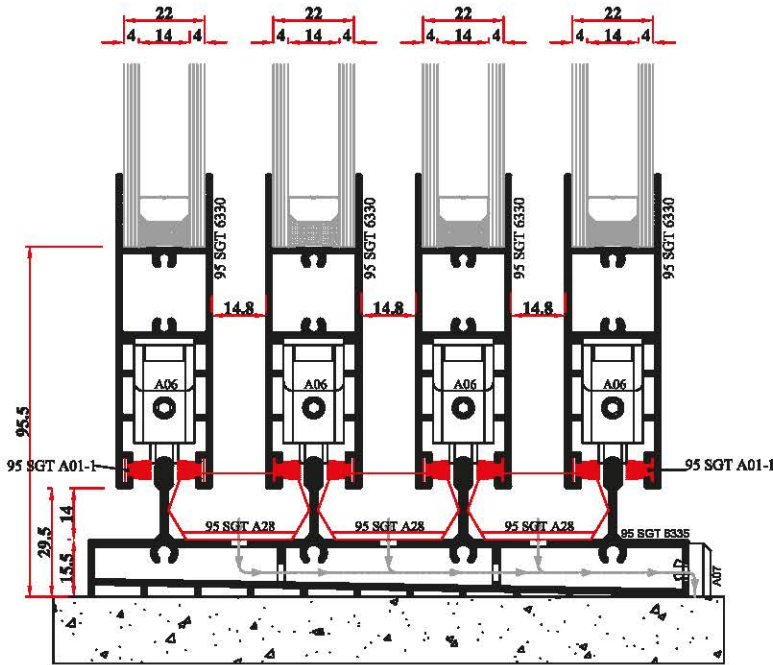
PROFİLLERİN BİRİM AĞIRLIKLARI TEORİK OLARAK HESAPLANMIŞTIR / PROFILES UNIT WEIGHTS CALCULATED THEORETICALLY

AKSESUAR KODU	AKSESUAR RESMİ	KULLANILDIĞI YER	AKSESUAR KODU	AKSESUAR RESMİ	KULLANILDIĞI YER
95 SGT F06 Orta Kenet Fitiği USN 06 1 Kolide 10 kg/313 m			95 SGT A03 Yönlendirici Üst Plastik		
95 SGT A01 Kenet ve Yan Dikme Kıl Fitiği (67 / 500)			95 SGT A04 Kenet Kapağı		
95 SGT A01-1 Üst Ray ve Alt ray Kıl Fitiği (67 / 1200)			95 SGT A05 PVC Sürme İspanyolet		
95 SGT A02 Gömme Kilit Döküm Karşılık			95 SGT A06 Alt Teker		
95 SGT A08 Sürme İspanyolet Karşılık			95 SGT A18 Dilli Kilit Kolu		
95 SGT A08-1 Sürme İspanyolet Karşılık			95 SGT A01-2 PVC Kamalı Alüminyum Pencere Kolu		
95 SGT A07 Tahtıye Tapası			95 SGT A09 Kilitli Tek Taraflı Pencere Kolu		
95 SGT A28 Tozluk			95 SGT A10 Kilitli Çift Taraflı Pencere Kolu		

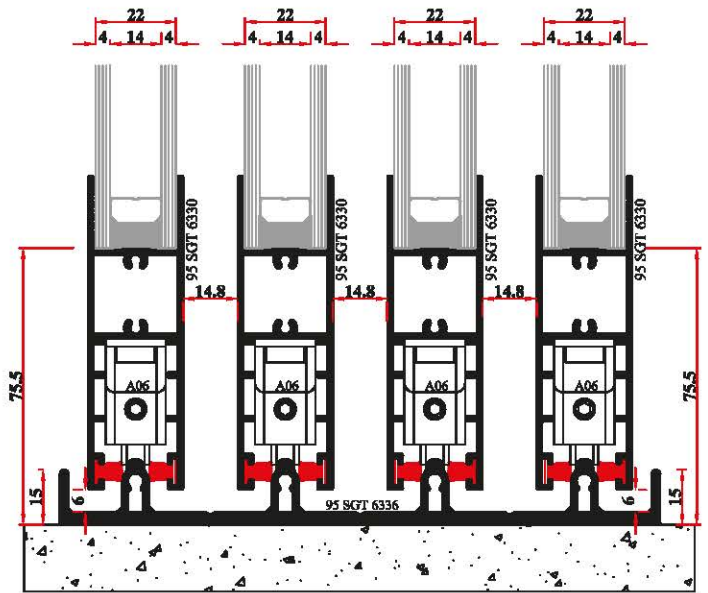


1 NOLU DETAY

ÖLÇEK:1/2

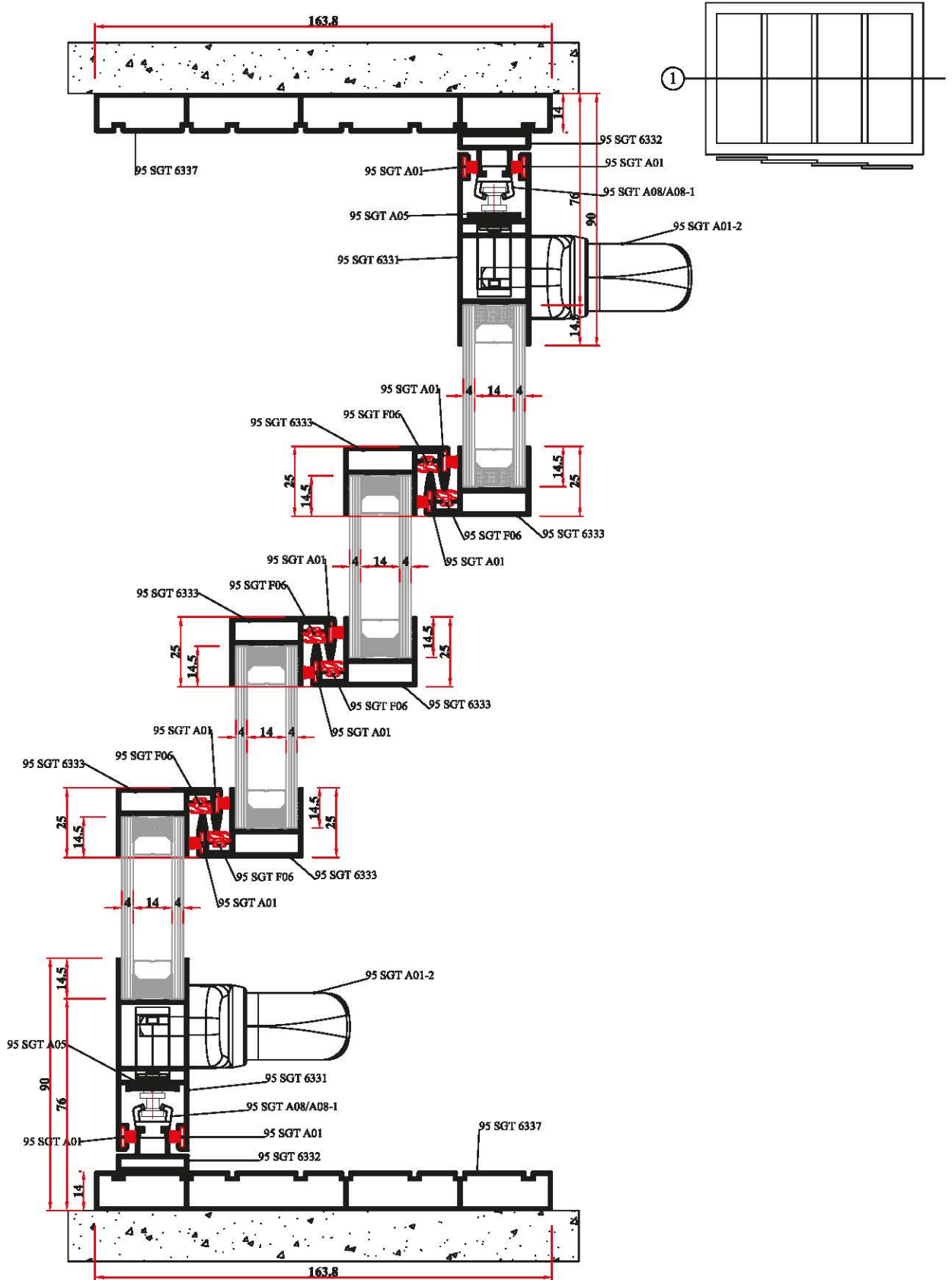


2 NOLU DETAY

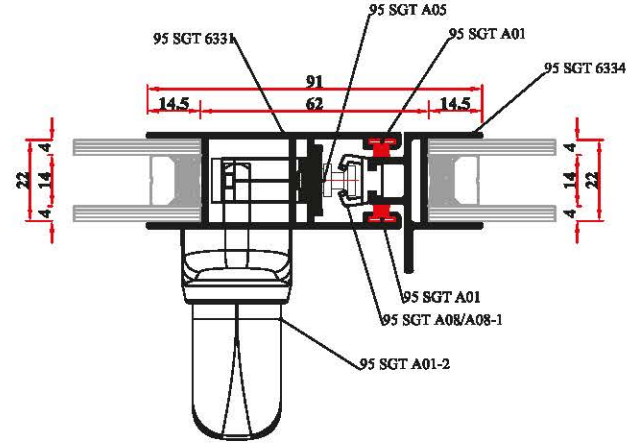
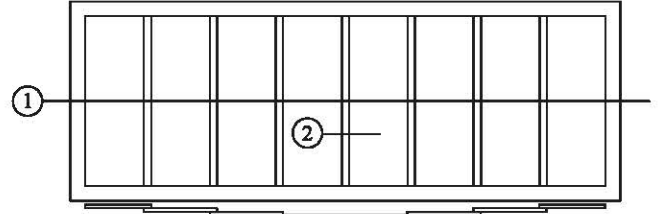
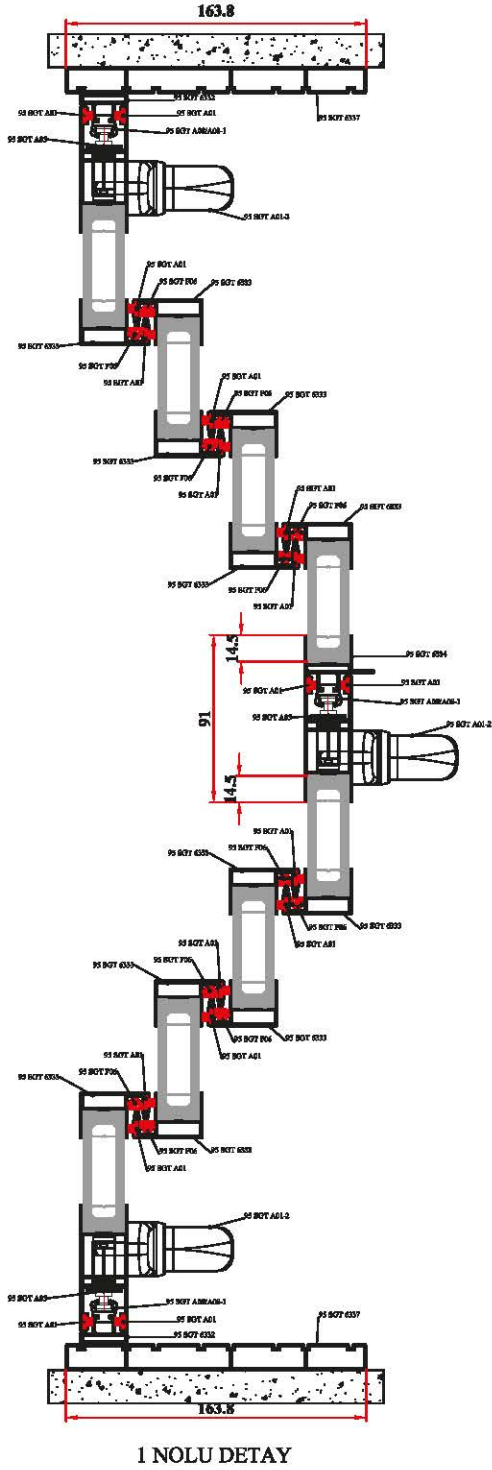


2a NOLU DETAY

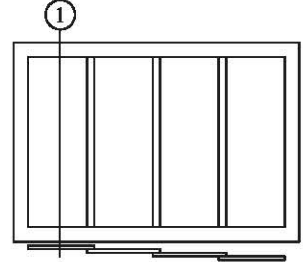
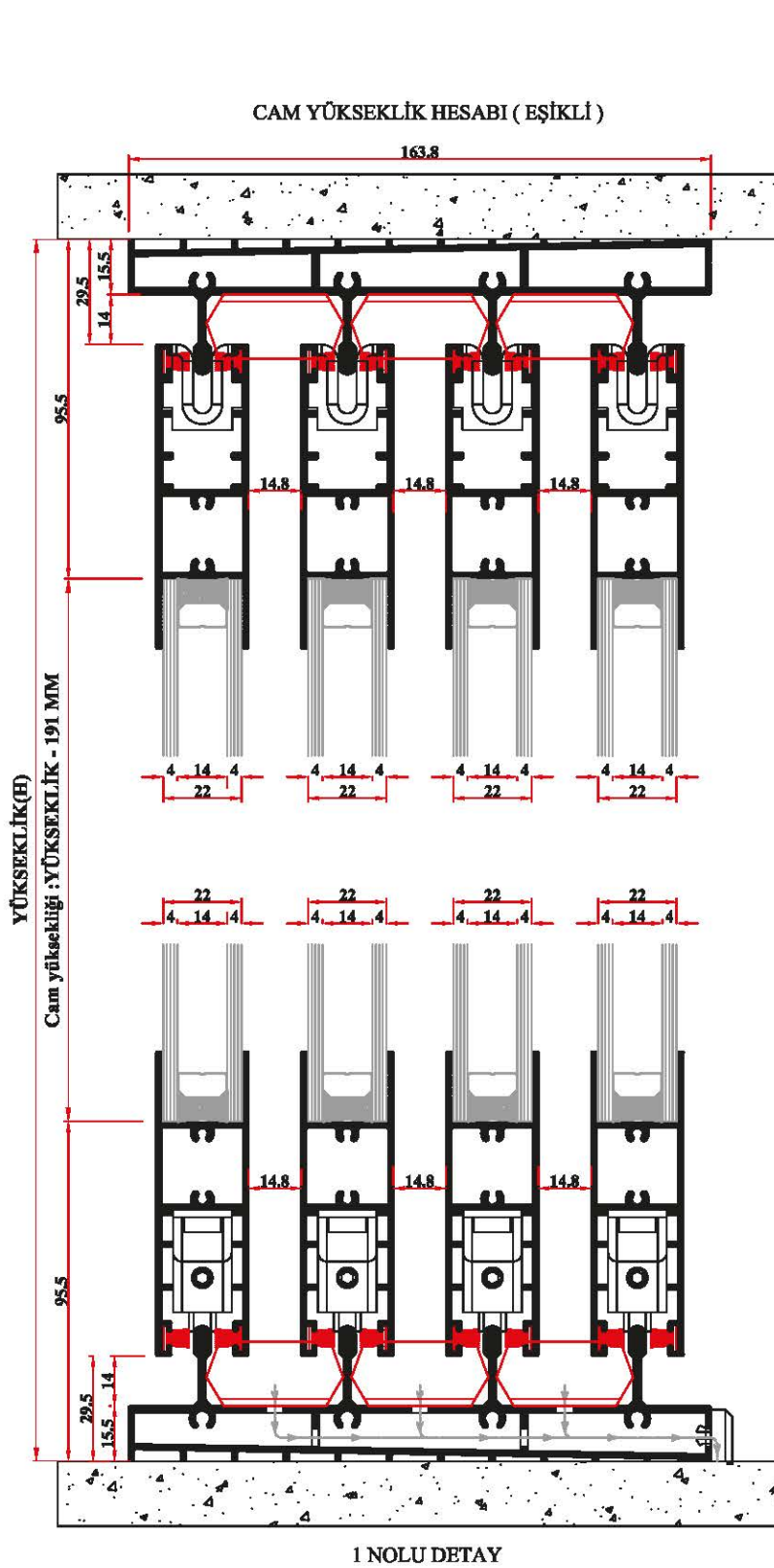
ÖLÇEK:1/2

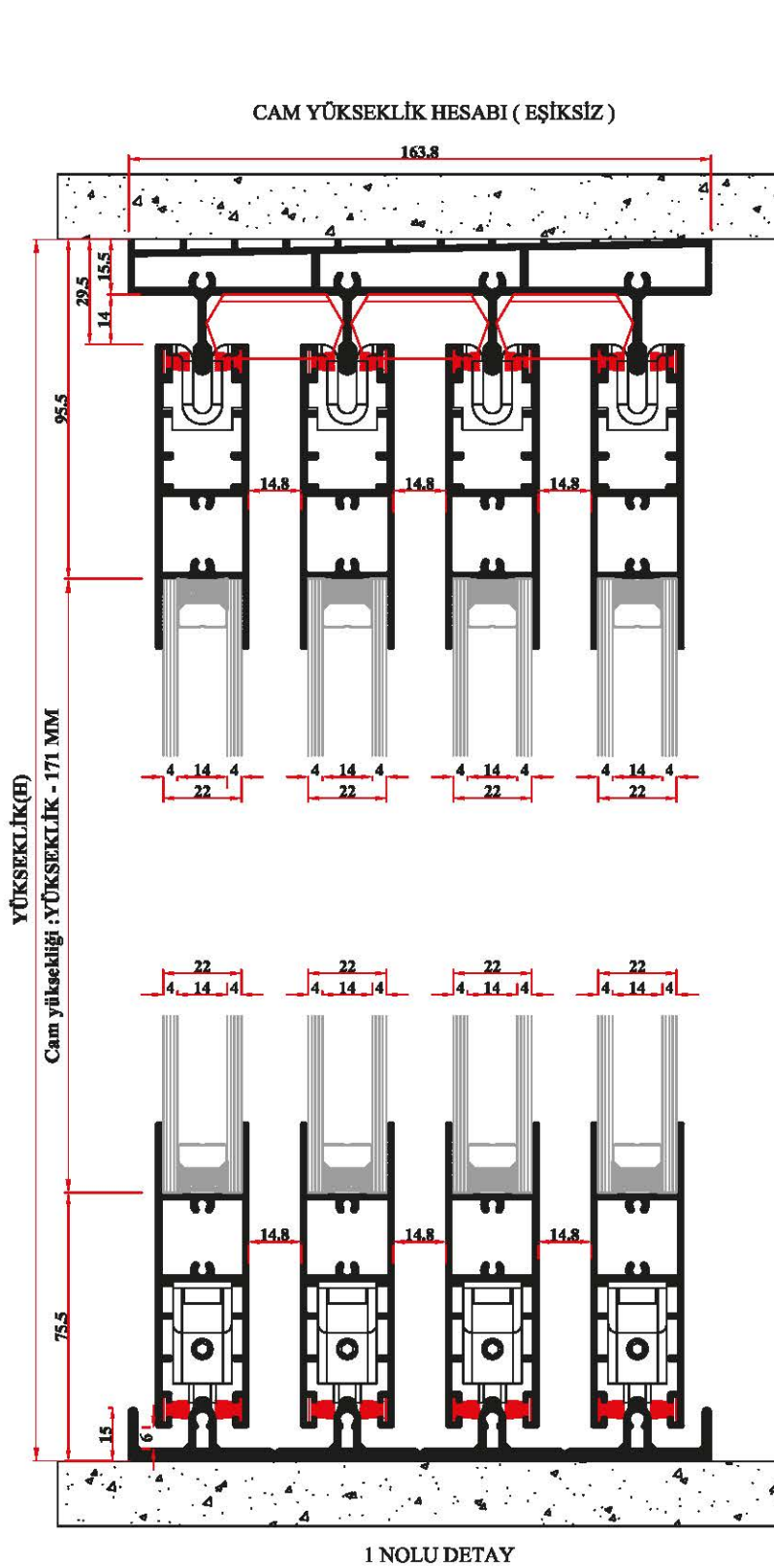


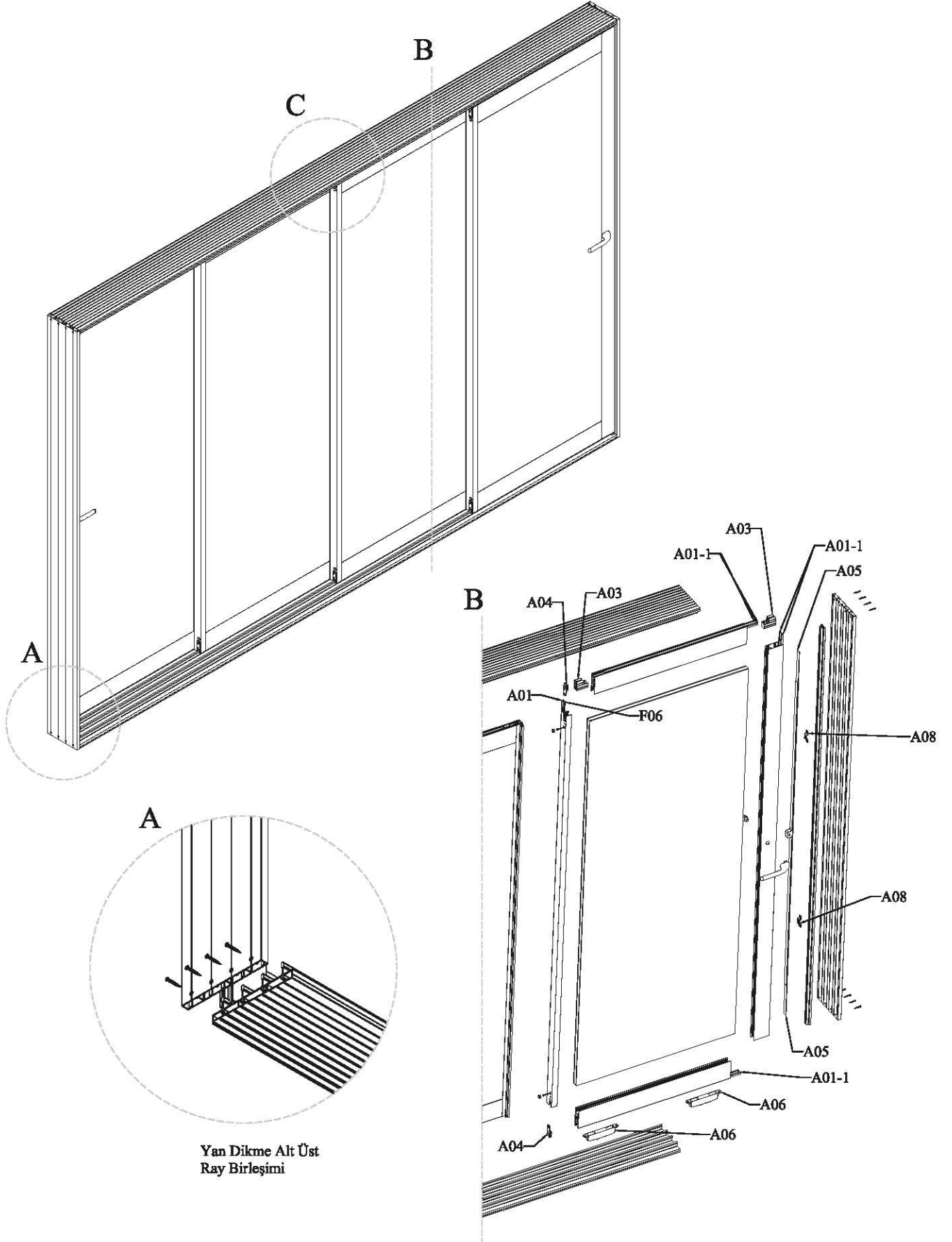
1 NOLU DETAY

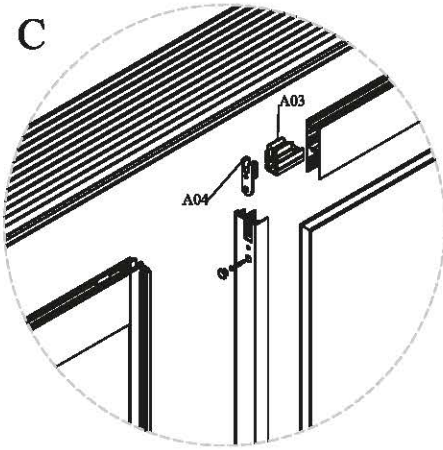
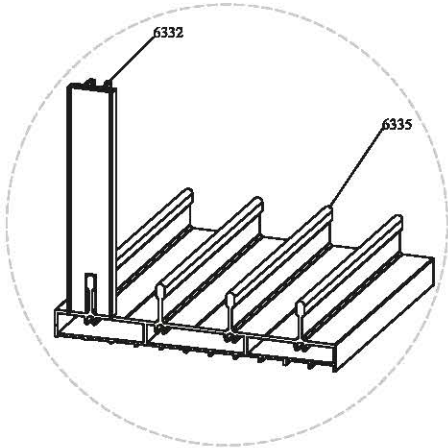
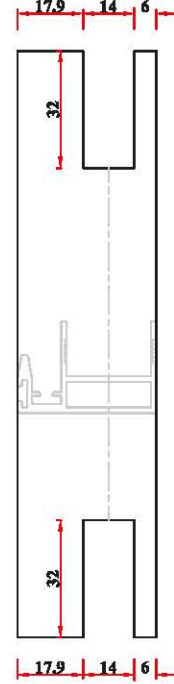
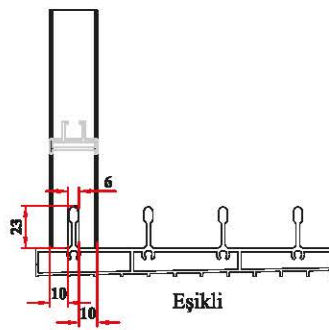


2 NOLU DETAY
ÖLÇEK:1/2

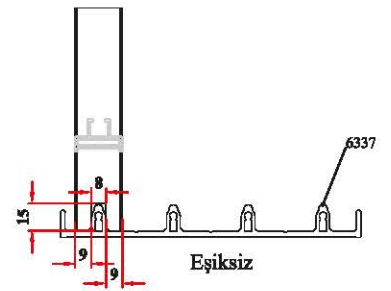







 Kenet Profili
 Kertme Detayı

 Kanat Karşılık Profili
 Kertme Detayı


Eşikli



Eşiksiz